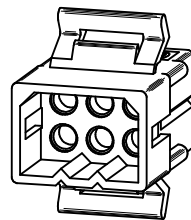


RECEPTACLE



PLUG

UPDATE REV. LEVEL	EC NO: UCP2011-1525
DRWN: AELHAG	2010/11/23
CHKD: JBELL	2010/11/24
APPR: FSMITH	2010/12/03
REV	DESCRIPTION
X4	

QUALITY SYMBOLS	$\nabla=0$ $\nabla=0$
------------------------	--------------------------

GENERAL TOLERANCES (UNLESS SPECIFIED)	
	mm INCH
4 PLACES ± ---	± ---
3 PLACES ± ---	± .007
2 PLACES ± 0.18	± 0.10
1 PLACE ± 0.25	± ---
ANGULAR ± 2 °	
DRAFT WHERE APPLICABLE MUST REMAIN WITHIN DIMENSIONS	

DIMENSION STYLE	IN/MM
DRAWN BY	DATE
AELHAG	2010/11/23
CHECKED BY	DATE
JBELL	2010/11/24
APPROVED BY	DATE
FSMITH	2010/12/03
MATERIAL NO.	DOCUMENT NO.
SEE CHART	SD-1261-*

SCALE	DESIGN UNITS	THIRD ANGLE PROJECTION
2:1	INCH	
.093/(2.36) HOUSING, PLUG AND RECEPTACLE, 6 CKT., .198/(5.03)CTRS.		
MOLEX INCORPORATED		
SHEET NO.		1 OF 2
THIS DRAWING CONTAINS INFORMATION THAT IS PROPRIETARY TO MOLEX INCORPORATED AND SHOULD NOT BE USED WITHOUT WRITTEN PERMISSION		

PLUG	
PART NO.	ENG. NO.
03-09-2061	I261-P
23-09-2061	I261-P-100
03-09-2062	I261-P1
23-09-2062	I261-P1-100
03-09-7061	I261-PBK
03-09-7062	I261-PIBK
27-09-2093	I261-P1-200

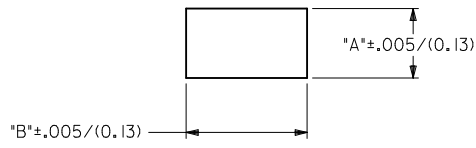
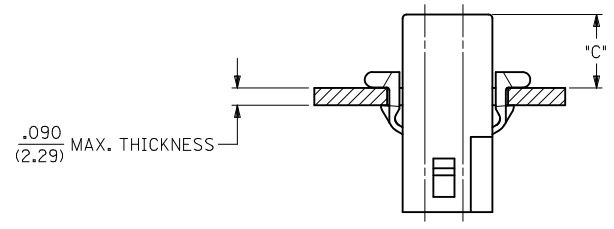
RECEPTACLE	
PART NO.	ENG. NO.
03-09-1061	I261-R
23-09-1061	I261-R-100
03-09-1062	I261-R1
23-09-1062	I261-R1-100
03-09-1063	I261-R2
23-09-1063	I261-R2-100
03-09-1064	I261-R3
27-09-1063	I261-R2-200
03-09-6064	I261-R3BK
03-09-6063	I261-R2BK
03-09-6062	I261-R1BK
03-09-6061	I261-RBK

LEGEND: PLUG

I261-P***-***
 P = PLUG
 I = PLUG WITHOUT MOUNTING EARS
 BLANK = PLUG WITH PREBENT MOUNTING EARS
 COLOR: BLANK=NATURAL COLOR
 AM=AMBER BK=BLACK BU=BLUE
 BN=BROWN GY=GRAY GN=GREEN
 OR=ORANGE RD=RED YW=YELLOW
 MATERIAL: BLANK = NYLON 6/6, U.L. 94V-2
 100 = POLYPROPYLENE, U.L. 94V-0
 200 = NYLON 6/6, U.L. 94V-0, RED

LEGEND: RECEPTACLE

I261-R***-***
 R = RECEPTACLE
 BLANK = WITH STD. MOUNTING EARS, WITH LOCK RAMPS
 1 = WITH STD. MOUNTING EARS, WITHOUT LOCK RAMPS
 2 = WITHOUT MOUNTING EARS, WITHOUT LOCK RAMPS
 3 = WITHOUT MOUNTING EARS, WITH LOCK RAMPS
 4 = WITH PREBENT MOUNTING EARS, WITH LOCK RAMPS
 5 = WITH PREBENT MOUNTING EARS, WITHOUT LOCK RAMPS
 COLOR: BLANK=NATURAL COLOR
 AM=AMBER BK=BLACK BU=BLUE
 BN=BROWN GY=GRAY GN=GREEN
 OR=ORANGE RD=RED YW=YELLOW
 MATERIAL: BLANK = NYLON 6/6, U.L. 94V-2
 100 = POLYPROPYLENE, U.L. 94V-0
 200 = NYLON 6/6, U.L. 94V-0, RED

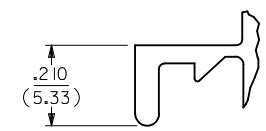


MOUNTING HOLE CUTOUT

HOUSING	DIM. "A"	DIM. "B"	DIM. "C" (STD. EAR)	DIM. "C" (PREBENT)
PLUG	.750/(19.05)	.695/(17.65)	.39/(9.9)	.40/(10.1)
RECEPTACLE	.718/(18.24)	.600/(15.24)	.40/(10.1)	.41/(10.3)

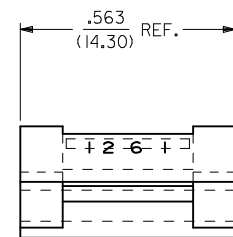
NOTES:

- MATERIAL: SEE LEGEND
- FINISH: NONE.
- PRODUCT SPECIFICATION: PS-43660-9999
- PACKAGING INFORMATION: PK-1261-001
- HOUSINGS FOR USE WITH MOLEX .093/(2.36) PIN AND SOCKET TERMINALS.
- CIRCUIT I.D. NUMBERS ON SIDE OF HOUSING APPEAR ON PARTS FROM TOOLS BUILT AFTER 9/3/91.
- WHERE DENOTED IN CHART, TOOLS ARE BUILT WITH PREBENT MOUNTING EARS PER DETAIL 4 AND SUPERSEDE ALL TOOLS PREVIOUSLY BUILT WITH THE STANDARD MOUNTING EAR.
- TEXT AND CIRCUIT IDENTIFIERS ARE SHOWN IN APPROXIMATE LOCATION BUT MAY VARY TO ACCOMMODATE TOOLING.



DETAIL 3

.093/(2.36) STANDARD MOUNTING EAR
 (SCALE 4:1)



DETAIL 4

.093/(2.36)PREBENT MOUNTING EAR
 (SCALE 4:1)

DEL. UV MATL & P/N EC NO: UCP2011-1525 DRW: AELHAG 2010/11/23 CHKD: JBELL 2010/11/24 APPR: FSMITH 2010/12/03	QUALITY SYMBOLS = 0 = 0	GENERAL TOLERANCES (UNLESS SPECIFIED)		DIMENSION STYLE IN/MM	SCALE 4:1	DESIGN UNITS INCH	THIRD ANGLE PROJECTION
		4 PLACES ± --- ± --- 3 PLACES ± --- ± .007 2 PLACES ± 0.18 ± .010 1 PLACE ± 0.25 ± ---	mm INCH DRAWN BY DATE AELHAG 2010/11/23 CHECKED BY DATE JBELL 2010/11/24 APPROVED BY DATE FSMITH 2010/12/03	TITLE .093/(2.36) HOUSING, PLUG AND RECEPTACLE, 6 CKT., .198/(5.03)CTRS.			
		ANGULAR ± 2 °		MOLEX MOLEX INCORPORATED			
		DRAFT WHERE APPLICABLE MUST REMAIN WITHIN DIMENSIONS		MATERIAL NO. SEE CHART		DOCUMENT NO. SD-1261-*	SHEET NO. 2 OF 2

THIS DRAWING CONTAINS INFORMATION THAT IS PROPRIETARY TO MOLEX INCORPORATED AND SHOULD NOT BE USED WITHOUT WRITTEN PERMISSION