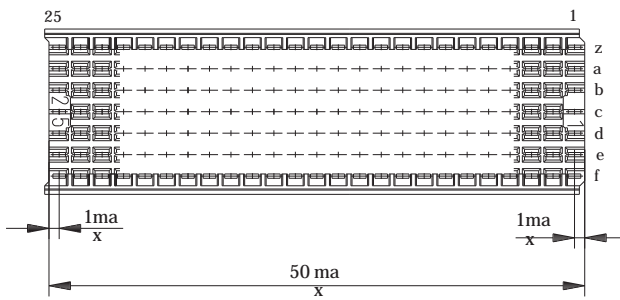
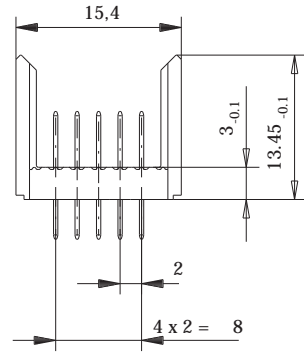
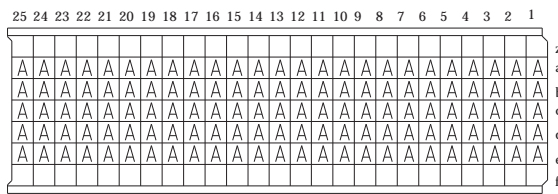


EE Zone fuer durchkontaktierte
Loecher $\varnothing 0.6 \pm 0.05$
compliant zone for thru hole
 $\varnothing 0.6 \pm 0.05$

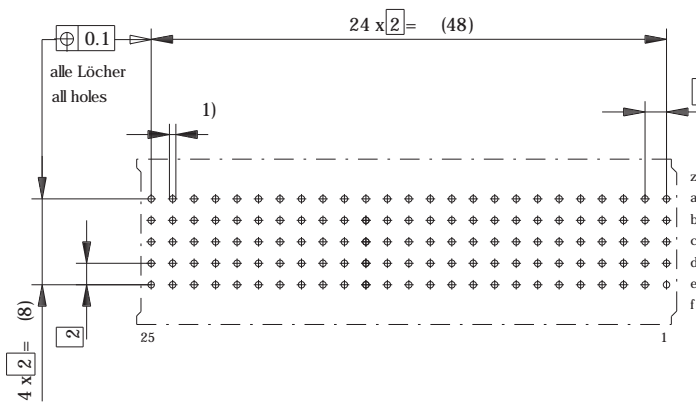
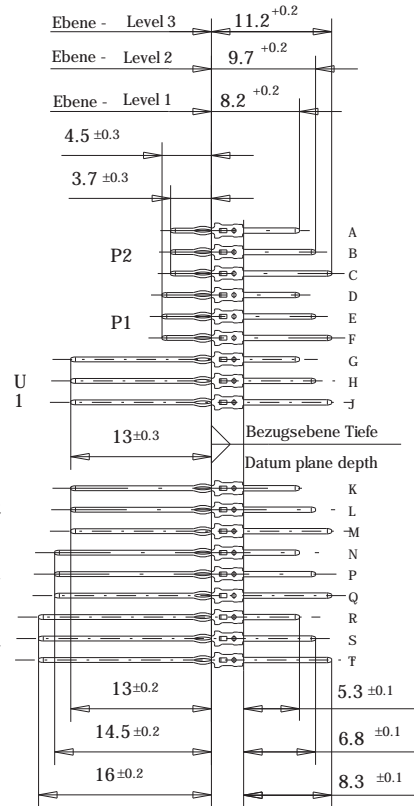


Bestueckungsplan - contact layout



Lochbild fuer Leiterplatte
(Bestueckungsseite)

Board hole pattern
(Component mounting side)



- 1) $\varnothing 0.6 \pm 0.05$ Durchmesser des metallisierten Loches
 $\varnothing 0.6 \pm 0.05$ Diameter of finished plated-through hole
- $\varnothing 0.7 \pm 0.02$ Bohrungsdurchmesser des Loches
 $\varnothing 0.7 \pm 0.02$ Diameter of drilled hole

Schichtaufbau im metallisierten Loch siehe Zeichnung 114406
Metal plating of plated-through hole see drawing 114406

Fehlende Maße und Angaben nach IEC 61076-4-101
Missing information and dimensions per IEC 61076-4-101

Information: P2 Level 1 siehe Bestueckungsplan / see contact layout		Tolerances All Dimensions in mm	Scale 2:1 Angaben zu entsprechender Ident-Nr. siehe Fertigungsunterlagen For further information about LD. number see manufacturing
All rights reserved. Only for information. To insure that this is the latest version of this drawing, please contact one of the ERNI companies before using.		Subject to modification without prior notice. Drawing will not be updated.	Designation ERmet Messerleiste B ERmet Male Wide Type B
c	26.03.2001	Elektroapparate GmbH D-73099 ADELBERG	053088
Index	Date	M:00019078.SZN	I

Consider protection memo from DIN 24