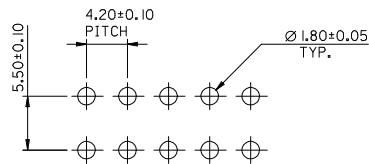
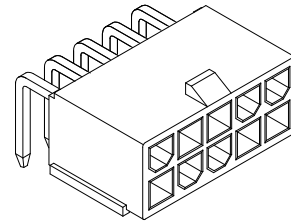


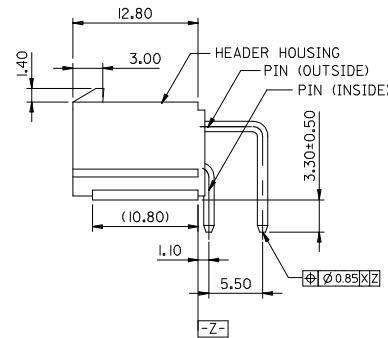
**RECOMMENDED INSTALLATION PATTERN**



**RECOMMENDED P.C.B. LAYOUT**



**ISOMETRIC VIEW**



**LEGEND**

(REF TABLE ON SHEET 2)

36633-\*\*\*\* SEE TABLE 'X' ON SHEET 2 FOR CKT. SIZE, PKG. PLATING, & HSG COLOR OPTIONS.

87427-\*\*\*\* PLATING OPTIONS  
 2 = NOTE 2.2  
 3 = NOTE 2.3  
 4 = NOTE 2.4

CKT. SIZE (SEE SHEET 2).

PACKAGING & COLOR OPTIONS  
 0 = TRAY PACKED - COLOR BEIGE  
 2 = TUBE PACKED - COLOR BEIGE  
 7 = TRAY PACKED - COLOR BLACK

**NOTES**

- MATERIALS:  
 - HEADER: NYLON 46, UL94V-0, COLOR SEE LEGEND.  
 - PIN: BRASS
- FINISH- PLATING OF PIN:  
 2.2 BRIGHT TIN .00254 MIN. OVER NICKEL .00127 MIN.  
 2.3 BRIGHT TIN .004-.010 OVER COPPER .002-.008.  
 2.4 MATTE TIN .00254 MIN. OVER NICKEL .00127 MIN.  
 PART NUMBERS 36633-0020 TO 36633-0024 & 36633-0040 TO 36633-0046 INCLUDED AS SHOWN IN TABLE 'X'.
- PRODUCT SPECIFICATION: PS-87427-0001.
- PACKAGING SPECIFICATION:  
 TRAY PACK PER PK-87427-001.  
 TUBE PACK PER PK-87427-006.
- MATES WITH: MINI-FIT JR. RECEPTACLE SERIES 5557.
- THESE PARTS CONFORM TO CLASS 'B' REQUIREMENTS OF COSMETIC SPECIFICATION PS-45499-002.
- THIS DIMENSION IS 4.2 ON 2 CKT PARTS.

51.60±0.55	46.20	24
47.40±0.55	42.00	22
43.20±0.50	37.80	20
39.00±0.45	33.60	18
34.80±0.35	29.40	16
30.60±0.30	25.20	14
26.40±0.30	21.00	12
22.20±0.30	16.80	10
18.00±0.30	12.60	8
13.80±0.25	8.40	6
9.60±0.25	4.20	4
5.40±0.20	--	2
B	A	CKT. SIZE

<b>ADD PART NUMBERS</b> EC NO: UCP2011-2808 DRWN: J JAGUILAR 2011/03/14 CHKD: J BELL 2011/03/14 APPR: F SMITH 2011/03/25	QUALITY SYMBOLS ▽=0 ▽=0 ▽=0	GENERAL TOLERANCES (UNLESS SPECIFIED) mm INCH 4 PLACES ± --- ± --- 3 PLACES ± --- ± --- 2 PLACES ± 0.20 ± --- 1 PLACE ± 0.20 ± --- ANGULAR ± 3 °	DIMENSION STYLE MM ONLY DRAWN BY DATE STEVEN 1995/02/27 CHECKED BY DATE EDMUD 1995/03/01 APPROVED BY DATE F SMITH 2010/04/09	SCALE 2:1 DESIGN UNITS METRIC THIRD ANGLE PROJECTION	TITLE 4.2MM W-T-B, RIGHT ANGLE HEADER WITHOUT MOUNTING FLANGES
		DRAFT WHERE APPLICABLE MUST REMAIN WITHIN DIMENSIONS	MATERIAL NO. SEE CHART	DOCUMENT NO. SD-87427-***0*	SHEET NO. 1 OF 2
		THIS DRAWING CONTAINS INFORMATION THAT IS PROPRIETARY TO MOLEX INCORPORATED AND SHOULD NOT BE USED WITHOUT WRITTEN PERMISSION			
		MOLEX INCORPORATED			

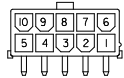
10 9 8 7 6 5 4 3 2 1



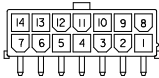
CKT.SIZE 2



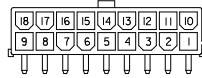
CKT.SIZE 6



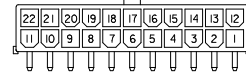
CKT.SIZE 10



CKT.SIZE 14



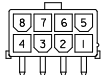
CKT.SIZE 18



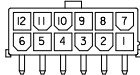
CKT.SIZE 22



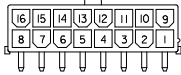
CKT.SIZE 4



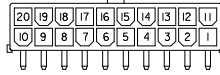
CKT.SIZE 8



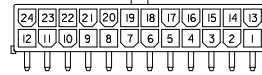
CKT.SIZE 12



CKT.SIZE 16



CKT.SIZE 20



CKT.SIZE 24

# = CONSULT FACTORY FOR AVAILABILITY

CKT. SIZE	PLATING	△2.4 BRIGHT TIN OVER NICKEL		△2.3 BRIGHT TIN OVER COPPER		△2.2 BRIGHT TIN OVER NICKEL		CKT. SIZE	
	COLOR	BEIGE		BLACK	BEIGE	BLACK	BEIGE		
	PACKAGING	TUBE PACKED	TRAY PACKED	TRAY PACKED	TRAY PACKED	TRAY PACKED	TUBE PACKED		TRAY PACKED
24		87427-2424	36633-0046	# 87427-2473	87427-2403	# 87427-2472	87427-2422	87427-2402	24
22		87427-2224	36633-0045	# 87427-2273	87427-2203	# 87427-2272		87427-2202	22
20		87427-2024	36633-0024	# 87427-2073	87427-2003	# 87427-2072		87427-2002	20
18		87427-1824	36633-0044	# 87427-1873	87427-1803	# 87427-1872		87427-1802	18
16		87427-1624	36633-0023	# 87427-1673	87427-1603	# 87427-1672		87427-1602	16
14		87427-1424	36633-0043	# 87427-1473	87427-1403	# 87427-1472		87427-1402	14
12		87427-1224	36633-0022	# 87427-1273	87427-1203	# 87427-1272		87427-1202	12
10		87427-1024	36633-0021	# 87427-1073	87427-1003	# 87427-1072		87427-1002	10
8		87427-0824	36633-0042	# 87427-0873	87427-0803	# 87427-0872		87427-0802	8
6		87427-0624	36633-0041	# 87427-0673	87427-0603	# 87427-0672		87427-0602	6
4		87427-0424	36633-0020	# 87427-0473	87427-0403	# 87427-0472		87427-0402	4
2		87427-0224	36633-0040	# 87427-0273	87427-0203	# 87427-0272		87427-0202	2

<b>SEE SHEET 1</b> EC NO: UCP2011-2808 DRWN: J JAGUILAR 2011/03/14 CHKD: J BELL 2011/03/14 APPR: F SMITH 2011/03/25	QUALITY SYMBOLS	GENERAL TOLERANCES (UNLESS SPECIFIED)	DIMENSION STYLE	SCALE	DESIGN UNITS	THIRD ANGLE PROJECTION
	▽=0	mm INCH	MM ONLY	1:1	METRIC	
	▽=0	4 PLACES ± --- ± ---	DRAWN BY DATE			
	▽=0	3 PLACES ± --- ± ---	SAMC 1996/02/05			
	2 PLACES ± 0.20 ± ---	CHECKED BY DATE				
	1 PLACE ± 0.20 ± ---	EDMUD 1995/03/01				
	ANGULAR ± 3 °	APPROVED BY DATE				
		FSMITH 2010/10/04				
		MATERIAL NO.				
		SEE CHART				
		SIZE B				
		THIS DRAWING CONTAINS INFORMATION THAT IS PROPRIETARY TO MOLEX INCORPORATED AND SHOULD NOT BE USED WITHOUT WRITTEN PERMISSION				

4.2MM W-T-B  
 RIGHT ANGLE HEADER  
 WITHOUT MOUNTING FLANGES  
 MOLEX MOLEX INCORPORATED  
 DOCUMENT NO. SD-87427-\*\*\*0\*  
 SHEET NO. 2 OF 2

9 8 7 6 5 4 3 2 1