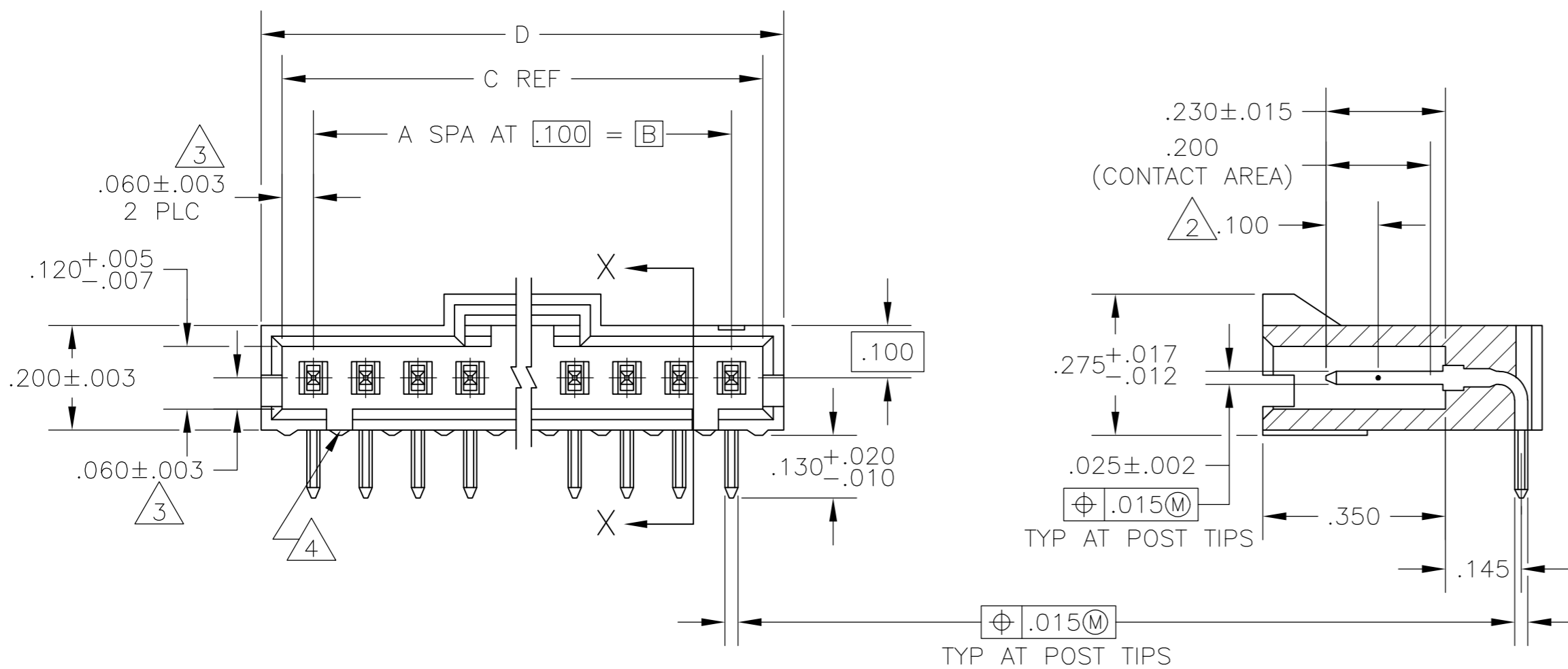
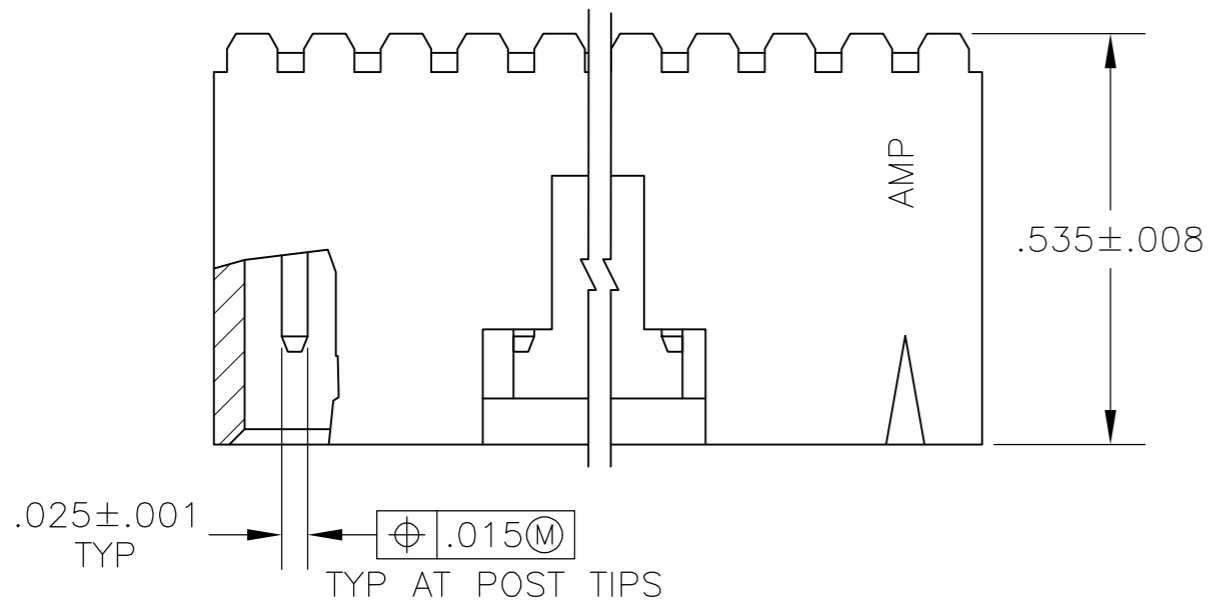
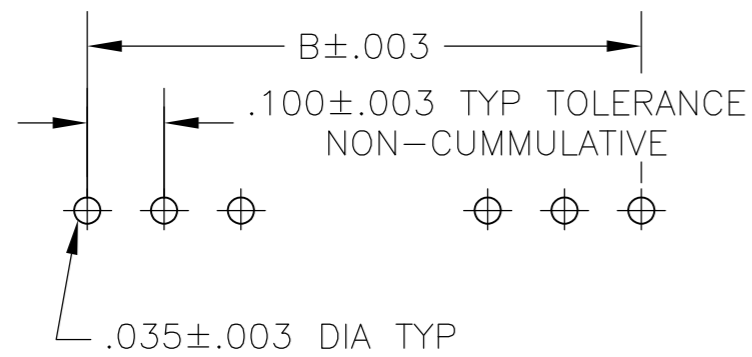


THIS DRAWING IS UNPUBLISHED. RELEASED FOR PUBLICATION
 © COPYRIGHT BY TYCO ELECTRONICS CORPORATION. ALL RIGHTS RESERVED.

LOC		DIST		REVISIONS			
P	LTR	DESCRIPTION		DATE	DWN	APVD	
	M1	REVISED PER ECO-10-000443		28AUG09	KK	AEG	



SECTION X-X



RECOMMENDED HOLE LAYOUT

- 1 .000030 GOLD IN THE CONTACT AREA, .000100-.000200 MATTE TIN-LEAD ON THE SOLDER TAIL, ALL OVER .000050 NICKEL
- 2 POINT OF MEASUREMENT FOR PLATING THICKNESS
- 3 THE NOTED DIMENSIONS APPLY FROM THE BASIC DIMENSION LINE (NOT THE POST CENTERLINE) TO THE SURFACE INDICATED
- 4 ON ASSEMBLIES WITH FOUR OR MORE POSITIONS, TWO POLARIZATION SLOTS. ON ASSEMBLIES WITH TWO OR THREE POSITIONS, ONE POLARIZATION SLOT.
- 5 OBSOLETE PARTS: OBSOLETE CIS STREAMLINING PER D.RENAUD/D.SINISI

5	SUPERSEDED BY 7-104935-4	2.600	2.520	2.400	24	25	2-103906-4
		2.500	2.420	2.300	23	24	2-103906-3
5	SUPERSEDED BY 7-104935-2	2.400	2.320	2.200	22	23	2-103906-2
5	SUPERSEDED BY 7-104935-1	2.300	2.220	2.100	21	22	2-103906-1
5	SUPERSEDED BY 7-104935-0	2.200	2.120	2.000	20	21	2-103906-0
		2.100	2.020	1.900	19	20	1-103906-9
5	SUPERSEDED BY 6-104935-8	2.000	1.920	1.800	18	19	1-103906-8
5	SUPERSEDED BY 6-104935-7	1.900	1.820	1.700	17	18	1-103906-7
5	SUPERSEDED BY 6-104935-6	1.800	1.720	1.600	16	17	1-103906-6
		1.700	1.620	1.500	15	16	1-103906-5
5	SUPERSEDED BY 6-104935-4	1.600	1.520	1.400	14	15	1-103906-4
		1.500	1.420	1.300	13	14	1-103906-3
5	SUPERSEDED BY 6-104935-2	1.400	1.320	1.200	12	13	1-103906-2
		1.300	1.220	1.100	11	12	1-103906-1
		1.200	1.120	1.000	10	11	1-103906-0
		1.100	1.020	.900	9	10	103906-9
		1.000	.920	.800	8	9	103906-8
		.900	.820	.700	7	8	103906-7
		.800	.720	.600	6	7	103906-6
		.700	.620	.500	5	6	103906-5
		.600	.520	.400	4	5	103906-4
		.500	.420	.300	3	4	103906-3
		.400	.320	.200	2	3	103906-2
		.300	.220	.100	1	2	103906-1
		D	C	B	A	NO OF POS	ASSEMBLY PART NUMBER

THIS DRAWING IS A CONTROLLED DOCUMENT.		DWN	LA MAYER	4-30-86	Tyco Electronics Corporation Harrisburg, PA 17105-3608
DIMENSIONS: INCHES		CHK	P deJONG	4-30-86	
TOLERANCES UNLESS OTHERWISE SPECIFIED:		APVD	P deJONG	4-30-86	
0 PLC ± - 1 PLC ± - 2 PLC ± - 3 PLC ± .005 4 PLC ± - ANGLES ± - FINISH		NAME		ASSY, AMPMODU MTE, HEADER, RIGHT ANGLE, SINGLE ROW, .100 C/L .025 SQ POST, WITH LATCH	
MATERIAL: HOUSING: FLAME RETARDANT THERMOPLASTIC, COLOR-BLACK CONTACTS: BRASS		POST: 1		WEIGHT	-
CUSTOMER DRAWING		SIZE	A2	CAGE CODE	00779
SCALE		4:1		DRAWING NO	C=103906
SHEET		1 OF 1		RESTRICTED TO	-
REV		M1			