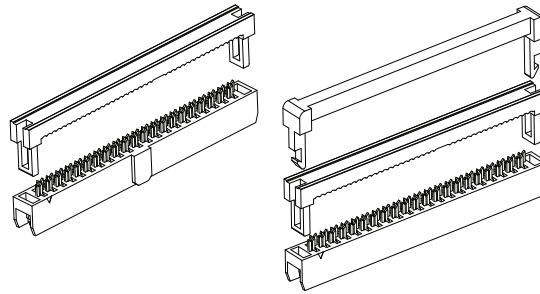




.079" [2.00 mm] Contact Centers, IDC Sockets, Insulation Displacement With or Without Strain Relief- SFH Series Mates with SBH21 series (See opposite page)

SPECIFICATIONS

- Centered Polarizing Key Optional
- Operating Temperature: -45°C to +105°C
- UL Flammability Rating: 94V-0
- Current Rating: 1 Amp
- Dielectric Withstanding: 500 VAC
- Insulation Resistance: 1000 Megohms



PART NUMBER OPTIONS

SERIES _____ **SFH21 - P P P N - D 10 - ID - BK - M181**

SFH21 = IDC Socket Without Strain Relief, .079" [2.00 mm] Contact Centers by .079" [2.00 mm] Row Spacing

SFH213 = IDC Socket With Strain Relief, .079" [2.00 mm] Contact Centers by .079" [2.00 mm] Row Spacing

INSULATOR MATERIAL _____

P = PBT

CONTACT MATERIAL _____

P = Phosphor Bronze

CONTACT FINISH - RoHS Compliant _____

P = Gold Flash Overall

V = Gold Flash on Contact Surface, Nickel on Termination

MODIFICATION (Omit for Standard)

M181 = Without Centered Polarizing Key

COLOR

BK = Black

TERMINATION TYPE

ID = Insulation Displacement

NUMBER OF CONTACT POSITIONS

03 thru 13, 15, 17, 20, 22, 25, 30, 34 (SFH21)

05 thru 13, 15, 17, 20, 22, 25 (SFH213)

NUMBER OF ROWS

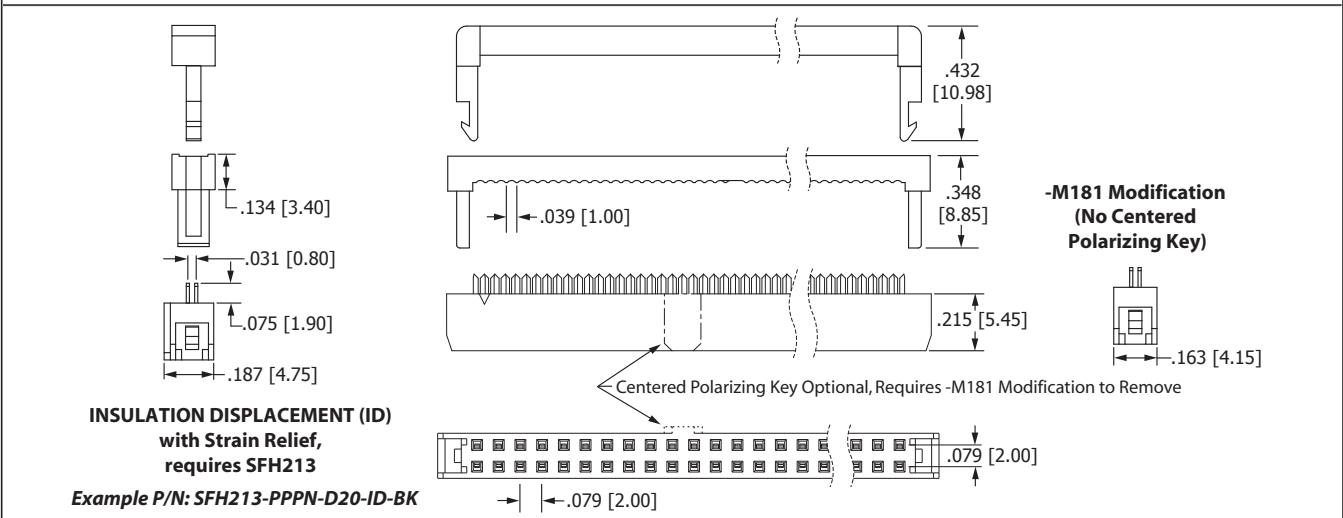
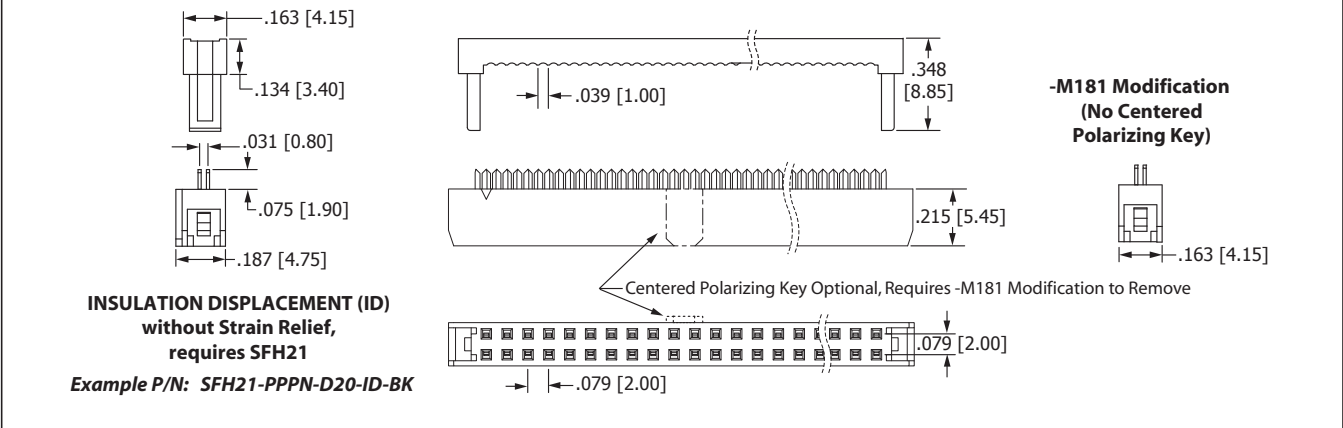
D = Dual Row

CONTACT CENTERS

N = .079" [2.00 mm]

DIMENSIONS For complete drawings, go to www.sullinscorp.com or e-mail techsupport@sullinscorp.com

Dimensions in [] are in millimeters, all others are in inches.



Headers