




(1.00 mm) .0394"



CLM, MLE SERIES

# RUGGED RELIABLE MICRO SOCKETS

## SPECIFICATIONS

For complete specifications and recommended PCB layouts see [www.samtec.com?CLM](http://www.samtec.com?CLM) or [www.samtec.com?MLE](http://www.samtec.com?MLE)

**Insulator Material:**

Black LCP

**Contact Material:**

CLM: Phosphor Bronze

MLE: BeCu

**Plating:**

CLM: Au or Sn

over 50 μ" (1.27 μm) Ni

MLE: Au over 10 μ" (0.25 μm) Ni

(0.25 μm) Ni

**Current Rating (CLM/FTM):**

2.8 A per pin

(2 pins powered)

**Current Rating (MLE/FTM):**

2.9 A per pin

(2 pins powered)

**Operating Temp Range:**

-55 °C to +125 °C

**Max Cycles:**

CLM: 100 with 10 μ" (0.25 μm) Au

**Voltage Rating:**

MLE: 310 VAC

**Insertion Depth:**

CLM: Top Entry = (1.40 mm)

.055" min., Bottom Entry = (2.41 mm) .095" min.

(Add board thickness for correct post OAL)

MLE: (1.63 mm) .064" to (3.18 mm) .125" with (0.38 mm) .015" wipe, pass-through, or (2.44 mm) .096" minimum for bottom entry

**Normal Force:**

CLM: 40 grams (0.39 N) average

**RoHS Compliant:**

Yes

**Lead-Free Solderable:**

Yes

**SMT Lead Coplanarity:**

(0.10 mm) .004" max (02-25)

(0.15 mm) .006" max (26-50)\*

\*(.004" stencil solution may be available; contact IPG@samtec.com)

## RECOGNITIONS

For complete scope of recognitions see [www.samtec.com/quality](http://www.samtec.com/quality)



**Note:**  
Some lengths, styles and options are non-standard, non-returnable.



Mates with:  
FTM, FTMH, MW

02 thru 50

-F  
= Gold flash on contact, Matte Tin on tail

-L  
= 10 μ" (0.25 μm) Gold on contact, Matte Tin on tail

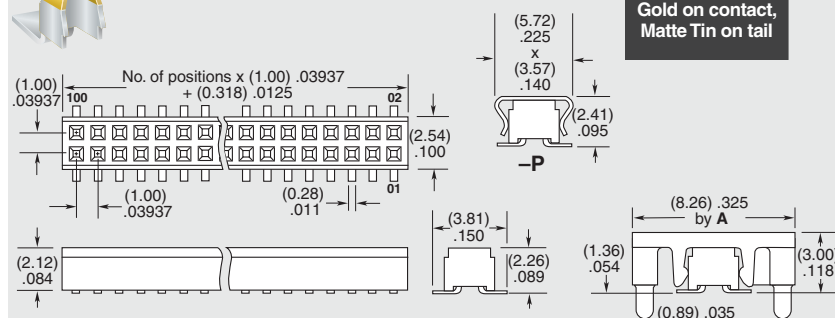
-BE  
= Bottom Entry (Required for bottom entry)

-K  
= (3.50 mm) .138" DIA Polyimide film Pick & Place Pad (7 positions minimum)

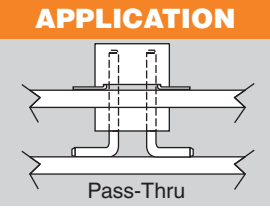
-P  
= Pick & Place Pad (7 positions minimum)

-PA  
= Pick & Place Pad with integral Alignment Pin

-TR  
= Tape & Reel Packaging



PIN/ROW	A
04-15	(3.56) .140
16-50	(7.11) .280



### ALSO AVAILABLE (MOQ Required)

- Alignment pin
- Other Gold plating options



Mates with:  
FTM, FTMH, MW

02 thru 50

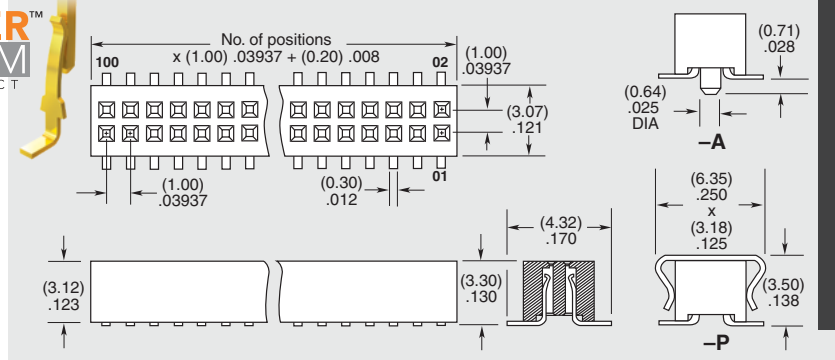
-G  
= 10 μ" (0.25 μm) Gold

-A  
= Alignment Pin (3 positions minimum) Metal or plastic at Samtec discretion

-K  
= (4.00 mm) .1575" DIA Polyimide film Pick & Place Pad (5 positions minimum)

-P  
= Metal Pick & Place Pad (5 positions minimum)

-TR  
= Tape & Reel Packaging



Due to technical progress, all designs, specifications and components are subject to change without notice.

# Mouser Electronics

Authorized Distributor

Click to View Pricing, Inventory, Delivery & Lifecycle Information:

## Samtec:

[MLE-110-01-G-DV-A](#) [MLE-120-01-G-DV-A](#) [MLE-140-01-G-DV-A](#) [MLE-135-01-G-DV-K](#) [MLE-125-01-G-DV](#) [MLE-107-01-G-DV](#) [MLE-112-01-G-DV](#) [MLE-107-01-G-DV-A](#) [MLE-140-01-G-DV](#) [MLE-108-01-G-DV-A](#) [MLE-107-01-G-DV-P](#) [MLE-116-01-G-DV](#) [MLE-120-01-G-DV](#) [MLE-115-01-G-DV](#) [MLE-112-01-G-DV-K](#) [MLE-108-01-G-DV](#) [MLE-117-01-G-DV-P](#) [MLE-113-01-G-DV-P](#) [MLE-115-01-G-DV-A](#) [MLE-105-01-G-DV-K-TR](#) [MLE-105-01-G-DV](#) [MLE-105-01-G-DV-A](#) [MLE-132-01-G-DV](#) [MLE-110-01-G-DV](#) [MLE-109-01-G-DV-A](#) [MLE-150-01-G-DV-A](#) [MLE-109-01-G-DV](#) [MLE-132-01-G-DV-P](#) [MLE-114-01-G-DV](#) [MLE-126-01-G-DV](#) [MLE-102-01-G-DV](#) [MLE-125-01-G-DV-A](#) [MLE-112-01-G-DV-A](#) [MLE-103-01-G-DV](#) [MLE-113-01-G-DV](#) [MLE-142-01-G-DV-P](#) [MLE-106-01-G-DV](#) [MLE-115-01-G-DV-K](#) [MLE-105-01-G-DV-K](#) [MLE-104-01-G-DV](#) [MLE-107-01-G-DV-A-K-TR](#) [MLE-150-01-G-DV-A-P-TR](#) [MLE-111-01-G-DV](#) [MLE-112-01-G-DV-A-P-TR](#) [MLE-112-01-G-DV-TR](#) [MLE-126-01-G-DV-A-TR](#) [MLE-128-01-G-DV-A-P](#) [MLE-145-01-G-DV-P-TR](#) [MLE-150-01-G-DV-A-K-TR](#) [MLE-105-01-G-DV-A-K](#) [MLE-108-01-G-DV-P-TR](#) [MLE-120-01-G-DV-K-TR](#) [MLE-132-01-G-DV-K](#) [MLE-134-01-G-DV-A-K](#) [MLE-135-01-G-DV](#) [MLE-120-01-G-DV-P](#) [MLE-105-01-G-DV-TR](#) [MLE-108-01-G-DV-A-P](#) [MLE-108-01-G-DV-A-TR](#) [MLE-110-01-G-DV-A-P](#) [MLE-110-01-G-DV-P](#) [MLE-118-01-G-DV-A-P](#) [MLE-135-01-G-DV-P-TR](#) [MLE-108-01-G-DV-K-TR](#) [MLE-110-01-G-DV-A-P-TR](#) [MLE-110-01-G-DV-P-TR](#) [MLE-125-01-G-DV-TR](#) [MLE-135-01-G-DV-P](#) [MLE-109-01-G-DV-TR](#) [MLE-118-01-G-DV-K](#) [MLE-132-01-G-DV-A-P-TR](#) [MLE-105-01-G-DV-A-K-TR](#) [MLE-108-01-G-DV-A-P-TR](#) [MLE-115-01-G-DV-P-TR](#) [MLE-124-01-G-DV](#) [MLE-130-01-G-DV-TR](#) [MLE-130-01-G-DV-K-TR](#) [MLE-140-01-G-DV-K](#) [MLE-106-01-G-DV-P-TR](#) [MLE-122-01-G-DV-A-K-TR](#) [MLE-108-01-G-DV-K](#) [MLE-119-01-G-DV-A](#) [MLE-125-01-G-DV-K](#) [MLE-125-01-G-DV-P-TR](#) [MLE-134-01-G-DV](#) [MLE-116-01-G-DV-K-TR](#) [MLE-125-01-G-DV-A-TR](#) [MLE-130-01-G-DV-A-TR](#) [MLE-130-01-G-DV-P-TR](#) [MLE-140-01-G-DV-P-TR](#) [MLE-109-01-G-DV-A-K-TR](#) [MLE-109-01-G-DV-A-TR](#) [MLE-120-01-G-DV-K](#) [MLE-106-01-G-DV-TR](#) [MLE-107-01-G-DV-A-P-TR](#) [MLE-128-01-G-DV](#) [MLE-130-01-G-DV-A-K](#) [MLE-130-01-G-DV-A-K-TR](#) [MLE-107-01-G-DV-A-TR](#) [MLE-106-01-G-DV-K-TR](#)