

Miniature Aluminum Electrolytic Capacitors

NRSZ Series


LOW IMPEDANCE AT HIGH FREQUENCY RADIAL LEADS, POLARIZED ALUMINUM ELECTROLYTIC CAPACITORS

FEATURES

- VERY LOW IMPEDANCE
- LONG LIFE AT 105°C (2000 ~ 10,000 hrs.)
- HIGH STABILITY AT LOW TEMPERATURE
- IDEALLY FOR USE IN SWITCHING POWER SUPPLIES AND CONVERTERS

RoHS Compliant
includes all homogeneous materials

*See Part Number System for Details



CHARACTERISTICS

| | |
|-----------------------------|----------------|
| Rated Voltage Range | 6.3 ~ 63VDC |
| Capacitance Range | 4.7 ~ 12,000μF |
| Operating Temperature Range | -55 ~ +105°C |
| Capacitance Tolerance | ±20% (M) |

LOW IMPEDANCE
NRSZ ▶ **NRSY**
(today's standard) (reduced sizes)

| | | | | | | | | | |
|--|--------------------|---|------|------|------|------|------|------|------|
| Max. Leakage Current @ 20°C | After 1 min. | 0.03CV or 4μA, whichever is greater | | | | | | | |
| | After 2 min. | 0.01CV or 3μA, whichever is greater | | | | | | | |
| Max. Tanδ ~ 120Hz/20°C | W.V. (VDC) | 6.3 | 10 | 16 | 25 | 35 | 50 | 63 | |
| | S.V. (VDC) | 8 | 13 | 20 | 32 | 44 | 63 | 79 | |
| | C ≤ 1,200μF | 0.22 | 0.19 | 0.16 | 0.14 | 0.12 | 0.10 | 0.10 | 0.08 |
| | C = 1,500μF | 0.23 | 0.20 | 0.17 | 0.15 | 0.13 | 0.11 | - | - |
| | C = 1,800μF | 0.23 | 0.20 | 0.17 | 0.15 | 0.13 | 0.11 | - | - |
| | C = 2,200μF | 0.24 | 0.21 | 0.18 | 0.16 | 0.14 | - | - | - |
| | C = 2,700μF | 0.25 | 0.22 | 0.19 | 0.17 | 0.15 | - | - | - |
| | C = 3,300μF | 0.26 | 0.23 | 0.20 | 0.18 | 0.16 | - | - | - |
| | C = 3,900μF | 0.28 | 0.25 | 0.22 | 0.20 | - | - | - | - |
| | C = 4,700μF | 0.29 | 0.26 | 0.23 | 0.21 | - | - | - | - |
| | C = 5,600μF | 0.31 | 0.28 | 0.25 | - | - | - | - | - |
| | C = 6,800μF | 0.33 | 0.30 | - | - | - | - | - | - |
| | C = 8,200μF | 0.36 | 0.33 | - | - | - | - | - | - |
| Low Temperature Stability Impedance Ratio @ 120Hz | Z-25°C/Z+20°C | 3 | 2 | 2 | 2 | 2 | 2 | 2 | |
| | Z-40°C/Z+20°C | 4 | 4 | 3 | 3 | 3 | 2 | 2 | |
| Load Life Test at Rated W.V. & 105°C (See Standard Products and Specifications Tables) | Capacitance Change | Within ±20% of initial measured value | | | | | | | |
| | Tanδ | Less than 200% of specified maximum value | | | | | | | |
| | Leakage Current | Less than specified maximum value | | | | | | | |
| Shelf Life Test 105°C for 1,000 hours No Load | Capacitance Change | Within ±20% of initial measured value | | | | | | | |
| | Tanδ | Less than 200% of specified maximum value | | | | | | | |
| | Leakage Current | Less than specified maximum value | | | | | | | |

*NRSZ102M6.3V8X20 is 4,500 Hours @ 105°C

Unless otherwise specified here, capacitor shall meet JIS C-5141 Characteristics W.

RIPPLE CURRENT CORRECTION FACTORS

| Frequency (Hz) | Cap. (μF) | 100 ≤ F < 1K | 1K ≤ F < 10K | 10K ≤ F |
|----------------|--------------|--------------|--------------|---------|
| Multiplier | 4.7 ~ 68 | 0.50 | 0.80 | 1.00 |
| | 82 ~ 220 | 0.55 | 0.85 | 1.00 |
| | 270 ~ 12,000 | 0.65 | 0.90 | 1.00 |

PRECAUTIONS

Please review the notes on correct use, safety and precautions found at <https://www.niccomp.com/resource/files/aluminum/AlumApplInfoCautions.pdf>
If in doubt or uncertainty, please review your specific application - process details with NIC's technical support personnel: tpmg@niccomp.com



NIC COMPONENTS CORP.

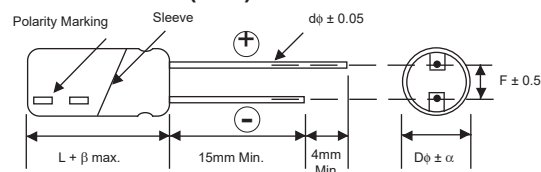
www.niccomp.com

SPECIFICATIONS ARE SUBJECT TO CHANGE

LEAD SPACING AND DIAMETER (mm)

| Case Dia. (Dφ) | 5 | 6.3 | 8 | 10 | 12.5 | 16 | 18 |
|------------------|------------------------------|-----|-----|-----|------|-----|-----|
| Lead Dia. (dφ) | 0.5 | 0.5 | 0.6 | 0.6 | 0.6 | 0.8 | 0.8 |
| Lead Spacing (F) | 2.0 | 2.5 | 3.5 | 5.0 | 5.0 | 7.5 | 7.5 |
| Dim. α | 0.5 | | | | | | |
| Dim. β | L ≤ 16mm: 1.5, L ≥ 20mm: 2.0 | | | | | | |

DIMENSIONS (mm)



Drawing is representative of parts as supplied in bulk or straight lead format, please see taping specification for details on taped format packaging.

STANDARD PRODUCTS, CASE SIZES AND SPECIFICATIONS

| Part Number | Cap. (μF) | W.V. (Vdc) | Max. Tanδ | Max. LC (μA) | Max. Impedance (Ω) | | Max. Ripple Current at 100KHz/105°C (mA rms) | Load Life Hours @ +105°C |
|----------------------|-----------|------------|-----------|--------------|--------------------|--------------|--|--------------------------|
| | | | | | 100KHz/20°C | 100KHz/-10°C | | |
| NRSZ101M6.3V5x11F | 100 | 6.3 | 0.22 | 6.3 | 0.90 | 1.8 | 100 | 2,500 |
| NRSZ221M6.3V6.3x11F | 220 | | 0.22 | 13.9 | 0.30 | 0.60 | 280 | 3,000 |
| NRSZ331M6.3V6.3x11F | 330 | | 0.22 | 20.8 | 0.22 | 0.44 | 300 | 2,000 |
| NRSZ331M6.3V8x11.5F | | | 0.22 | 20.8 | 0.19 | 0.38 | 410 | 3,500 |
| NRSZ471M6.3V8x11.5F | 470 | | 0.22 | 29.6 | 0.11 | 0.22 | 560 | 3,500 |
| NRSZ681M6.3V8x15F | 680 | | 0.22 | 42.8 | 0.085 | 0.17 | 730 | 4,500 |
| NRSZ821M6.3V10x12.5F | 820 | | 0.22 | 51.7 | 0.085 | 0.17 | 800 | 5,000 |
| NRSZ102M6.3V8x20F | 1000 | | 0.22 | 63.0 | 0.069 | 0.14 | 800 | 4,500 |
| NRSZ122M6.3V10x16F | 1200 | | 0.22 | 75.6 | 0.062 | 0.13 | 1050 | 5,000 |
| NRSZ152M6.3V10x20F | 1500 | | 0.23 | 94.5 | 0.044 | 0.088 | 1250 | 5,000 |
| NRSZ222M6.3V12.5x20F | 2200 | | 0.24 | 138 | 0.048 | 0.096 | 1400 | 7,000 |
| NRSZ272M6.3V12.5x20F | 2700 | | 0.25 | 170 | 0.038 | 0.076 | 1600 | 7,000 |
| NRSZ392M6.3V12.5x25F | 3900 | | 0.28 | 245 | 0.029 | 0.058 | 1800 | 7,000 |
| NRSZ472M6.3V12.5x25F | 4700 | | 0.29 | 296 | 0.029 | 0.058 | 1800 | 5,000 |
| NRSZ562M6.3V16x25F | 5600 | 0.31 | 353 | 0.022 | 0.044 | 2100 | 10,000 | |
| NRSZ123M6.3V18x35.5F | 12000 | 0.44 | 756 | 0.018 | 0.036 | 2800 | 10,000 | |
| NRSZ680M10V5x11F | 68 | 10 | 0.19 | 6.8 | 0.90 | 1.8 | 160 | 2,500 |
| NRSZ820M10V5x11F | 82 | | 0.19 | 8.2 | 0.65 | 1.3 | 175 | 2,500 |
| NRSZ101M10V5x11F | 100 | | 0.19 | 10.0 | 0.42 | 0.84 | 190 | 2,500 |
| NRSZ151M10V6.3x11F | 150 | | 0.19 | 15.0 | 0.31 | 0.62 | 280 | 3,000 |
| NRSZ181M10V6.3x11F | 180 | | 0.19 | 18.0 | 0.31 | 0.62 | 280 | 3,000 |
| NRSZ221M10V6.3x11F | 220 | | 0.19 | 22.0 | 0.22 | 0.44 | 300 | 3,000 |
| NRSZ331M10V8x11.5F | 330 | | 0.19 | 33.0 | 0.11 | 0.28 | 560 | 3,500 |
| NRSZ471M10V8x15F | 470 | | 0.19 | 47.0 | 0.085 | 0.17 | 610 | 4,500 |
| NRSZ471M10V10x12.5F | | | 0.19 | 47.0 | 0.12 | 0.24 | 730 | 5,000 |
| NRSZ561M10V10x16F | 560 | | 0.19 | 56.0 | 0.095 | 0.19 | 735 | 5,000 |
| NRSZ681M10V8x20F | 680 | | 0.19 | 68.0 | 0.069 | 0.14 | 800 | 4,500 |
| NRSZ681M10V10x12.5F | | | 0.19 | 68.0 | 0.085 | 0.17 | 800 | 5,000 |
| NRSZ102M10V10x20F | 1000 | | 0.19 | 100 | 0.050 | 0.10 | 1200 | 5,000 |
| NRSZ122M10V10x20F | 1200 | | 0.19 | 120 | 0.044 | 0.088 | 1250 | 5,000 |
| NRSZ152M10V10x22F | 1500 | 0.20 | 150 | 0.039 | 0.078 | 1450 | 5,000 | |
| NRSZ222M10V12.5x20F | 2200 | 0.21 | 220 | 0.038 | 0.076 | 1400 | 7,000 | |
| NRSZ222M10V12.5x25F | | 0.21 | 220 | 0.037 | 0.074 | 1700 | 7,000 | |
| NRSZ272M10V12.5x25F | 2700 | 0.22 | 270 | 0.029 | 0.058 | 1800 | 7,000 | |
| NRSZ332M10V12.5x25F | 3300 | 0.23 | 330 | 0.035 | 0.070 | 1700 | 5,000 | |
| NRSZ392M10V16x25F | 3900 | 0.25 | 390 | 0.028 | 0.056 | 2070 | 10,000 | |
| NRSZ472M10V16x31.5F | 4700 | 0.26 | 470 | 0.024 | 0.048 | 2350 | 10,000 | |
| NRSZ562M10V16x31.5F | 5600 | 0.28 | 560 | 0.024 | 0.048 | 2350 | 10,000 | |
| NRSZ682M10V16x35.5F | 6800 | 0.30 | 680 | 0.022 | 0.044 | 2550 | 10,000 | |
| NRSZ822M10V18x35.5F | 8200 | 0.33 | 820 | 0.020 | 0.040 | 2800 | 10,000 | |

STANDARD PRODUCTS, CASE SIZES AND SPECIFICATIONS

| Part Number | Cap. (μF) | W.V. (Vdc) | Max. Tanδ | Max. LC (μA) | Max. Impedance (Ω) | | Max. Ripple Current at 100KHz/105°C (mA rms) | Load Life Hours @ +105°C |
|---------------------|-----------|------------|-----------|--------------|--------------------|--------------|--|--------------------------|
| | | | | | 100KHz/20°C | 100KHz/-10°C | | |
| NRSZ470M16V5x11F | 47 | 16 | 0.16 | 7.5 | 0.90 | 1.8 | 180 | 2,500 |
| NRSZ560M16V5x11F | 56 | | 0.16 | 9.0 | 0.90 | 1.8 | 180 | 2,500 |
| NRSZ101M16V6.3x11F | 100 | | 0.16 | 16.0 | 0.32 | 0.64 | 280 | 3,000 |
| NRSZ121M16V6.3x11F | 120 | | 0.16 | 19.2 | 0.31 | 0.62 | 290 | 3,000 |
| NRSZ151M16V6.3x11F | 150 | | 0.16 | 24.0 | 0.22 | 0.44 | 300 | 3,000 |
| NRSZ181M16V6.3x11F | 180 | | 0.16 | 28.8 | 0.24 | 0.48 | 280 | 2,000 |
| NRSZ221M16V8x11.5F | 220 | | 0.16 | 35.2 | 0.11 | 0.32 | 560 | 3,500 |
| NRSZ271M16V8x12.5F | 270 | | 0.16 | 43.2 | 0.11 | 0.28 | 570 | 3,500 |
| NRSZ331M16V8x15F | 330 | | 0.16 | 52.8 | 0.085 | 0.17 | 730 | 4,500 |
| NRSZ331M16V10x12.5F | | | 0.16 | 52.8 | 0.100 | 0.20 | 650 | 5,000 |
| NRSZ471M16V8x20F | 470 | | 0.16 | 75.2 | 0.069 | 0.14 | 800 | 4,500 |
| NRSZ471M16V10x16F | | | 0.16 | 75.2 | 0.090 | 0.18 | 950 | 5,000 |
| NRSZ681M16V10x20F | 680 | | 0.16 | 108 | 0.054 | 0.11 | 1250 | 5,000 |
| NRSZ821M16V10x20F | 820 | | 0.16 | 131 | 0.044 | 0.090 | 1250 | 5,000 |
| NRSZ102M16V10x22F | 1000 | | 0.16 | 160 | 0.039 | 0.078 | 1450 | 5,000 |
| NRSZ122M16V12.5x20F | 1200 | | 0.16 | 192 | 0.038 | 0.076 | 1600 | 7,000 |
| NRSZ152M16V12.5x25F | 1500 | | 0.17 | 240 | 0.029 | 0.058 | 1800 | 7,000 |
| NRSZ182M16V12.5x25F | 1800 | | 0.17 | 288 | 0.029 | 0.058 | 1800 | 7,000 |
| NRSZ222M16V12.5x25F | 2200 | | 0.18 | 352 | 0.037 | 0.074 | 1700 | 5,000 |
| NRSZ222M16V16x21F | | | 0.18 | 352 | 0.040 | 0.080 | 1700 | 5,000 |
| NRSZ272M16V16x25F | 2700 | | 0.19 | 432 | 0.022 | 0.044 | 2100 | 10,000 |
| NRSZ392M16V16x31.5F | 3900 | | 0.22 | 624 | 0.018 | 0.036 | 2350 | 10,000 |
| NRSZ472M16V16x35.5F | 4700 | | 0.23 | 752 | 0.018 | 0.036 | 2550 | 10,000 |
| NRSZ562M16V18x35.5F | 5600 | | 0.25 | 896 | 0.018 | 0.036 | 2800 | 10,000 |
| NRSZ330M25V5x11F | 33 | | 25 | 0.14 | 8.3 | 0.90 | 1.8 | 160 |
| NRSZ470M25V5x11F | 47 | 0.14 | | 11.7 | 0.42 | 0.84 | 190 | 2,500 |
| NRSZ680M25V6.3x11F | 68 | 0.14 | | 17.0 | 0.32 | 0.64 | 280 | 3,000 |
| NRSZ101M25V6.3x11F | 100 | 0.14 | | 25.0 | 0.22 | 0.48 | 300 | 3,000 |
| NRSZ151M25V8x11.5F | 150 | 0.14 | | 37.5 | 0.11 | 0.22 | 560 | 3,500 |
| NRSZ181M25V8x12.5F | 180 | 0.14 | | 45.0 | 0.11 | 0.22 | 570 | 3,500 |
| NRSZ221M25V8x15F | 220 | 0.14 | | 55.0 | 0.085 | 0.18 | 730 | 4,500 |
| NRSZ221M25V10x12.5F | | 0.14 | | 55.0 | 0.12 | 0.24 | 630 | 5,000 |
| NRSZ271M25V10x12.5F | 270 | 0.14 | | 67.5 | 0.085 | 0.18 | 800 | 5,000 |
| NRSZ331M25V8x20F | 330 | 0.14 | | 82.5 | 0.069 | 0.16 | 800 | 4,500 |
| NRSZ331M25V10x16F | | 0.14 | | 82.5 | 0.090 | 0.18 | 830 | 5,000 |
| NRSZ471M25V10x16F | 470 | 0.14 | | 117 | 0.065 | 0.13 | 1010 | 4,000 |
| NRSZ561M25V10x20F | 560 | 0.14 | | 140 | 0.044 | 0.088 | 1250 | 5,000 |
| NRSZ681M25V10x22F | 680 | 0.14 | | 170 | 0.039 | 0.078 | 1450 | 5,000 |
| NRSZ821M25V12.5x20F | 820 | 0.14 | | 205 | 0.038 | 0.076 | 1600 | 7,000 |
| NRSZ102M25V12.5x20F | 1000 | 0.14 | | 250 | 0.038 | 0.076 | 1600 | 7,000 |
| NRSZ122M25V12.5x25F | 1200 | 0.14 | | 300 | 0.029 | 0.058 | 1800 | 7,000 |
| NRSZ182M25V16x25F | 1800 | 0.15 | | 450 | 0.022 | 0.044 | 2100 | 10,000 |
| NRSZ222M25V16x25F | 2200 | 0.16 | | 550 | 0.029 | 0.058 | 2000 | 7,000 |
| NRSZ272M25V16x31.5F | 2700 | 0.17 | | 675 | 0.018 | 0.038 | 2350 | 10,000 |
| NRSZ332M25V16x35.5F | 3300 | 0.18 | | 825 | 0.018 | 0.038 | 2550 | 10,000 |
| NRSZ392M25V18x31.5F | 3900 | 0.20 | | 975 | 0.018 | 0.046 | 2800 | 7,000 |
| NRSZ472M25V18x35.5F | 4700 | 0.21 | | 1175 | 0.021 | 0.042 | 2700 | 7,000 |

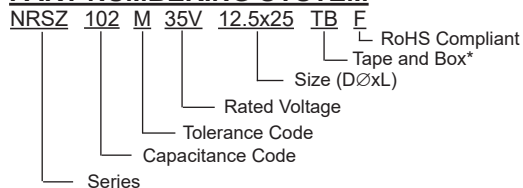
STANDARD PRODUCTS, CASE SIZES AND SPECIFICATIONS

| Part Number | Cap. (μF) | W.V. (Vdc) | Max. Tanδ | Max. LC (μA) | Max. Impedance (Ω) | | Max. Ripple Current at 100KHz/105°C (mA rms) | Load Life Hours @ +105°C | |
|---------------------|-----------|------------|-----------|--------------|--------------------|--------------|--|--------------------------|--------|
| | | | | | 100KHz/20°C | 100KHz/-10°C | | | |
| NRSZ220M35V5x11F | 22 | 35 | 0.12 | 7.7 | 0.42 | 0.84 | 190 | 2,500 | |
| NRSZ330M35V6.3x11F | 33 | | 0.12 | 11.6 | 0.42 | 0.84 | 190 | 3,000 | |
| NRSZ470M35V6.3x11F | 47 | | 0.12 | 16.5 | 0.32 | 0.64 | 280 | 3,000 | |
| NRSZ680M35V6.3x11F | 68 | | 0.12 | 19.6 | 0.22 | 0.44 | 300 | 3,000 | |
| NRSZ820M35V6.3x11F | 82 | | 0.12 | 28.7 | 0.24 | 0.48 | 280 | 2,000 | |
| NRSZ101M35V8x11.5F | 100 | | 0.12 | 35.0 | 0.11 | 0.22 | 560 | 3,500 | |
| NRSZ121M35V8x12.5F | 120 | | 0.12 | 42.0 | 0.11 | 0.22 | 570 | 3,500 | |
| NRSZ121M35V10x12.5F | | | 0.12 | 42.0 | 0.14 | 0.28 | 560 | 5,000 | |
| NRSZ151M35V8x15F | 150 | | 0.12 | 52.5 | 0.085 | 0.17 | 730 | 4,500 | |
| NRSZ151M35V10x12.5F | | | 0.12 | 52.5 | 0.12 | 0.24 | 635 | 5,000 | |
| NRSZ221M35V8x20F | 220 | | 0.12 | 77.0 | 0.069 | 0.14 | 800 | 4,500 | |
| NRSZ221M35V10x16F | | | 0.12 | 77.0 | 0.085 | 0.17 | 950 | 5,000 | |
| NRSZ271M35V10x16F | 270 | | 0.12 | 94.5 | 0.062 | 0.13 | 1050 | 5,000 | |
| NRSZ331M35V10x20F | 330 | | 0.12 | 115 | 0.044 | 0.088 | 1250 | 5,000 | |
| NRSZ391M35V10x20F | 390 | | 0.12 | 136 | 0.054 | 0.11 | 1190 | 4,000 | |
| NRSZ471M35V10x20F | 470 | | 0.12 | 164 | 0.054 | 0.11 | 1250 | 4,000 | |
| NRSZ561M35V12.5x20F | 560 | | 0.12 | 196 | 0.042 | 0.084 | 1400 | 7,000 | |
| NRSZ681M35V12.5x20F | 680 | | 0.12 | 238 | 0.038 | 0.076 | 1600 | 7,000 | |
| NRSZ102M35V12.5x25F | 1000 | | 0.12 | 350 | 0.029 | 0.058 | 1800 | 7,000 | |
| NRSZ102M35V16x21F | | | 0.12 | 350 | 0.037 | 0.074 | 1700 | 5,000 | |
| NRSZ122M35V16x25F | | | 1200 | 0.12 | 420 | 0.029 | 0.058 | 2000 | 10,000 |
| NRSZ152M35V16x25F | 1500 | | 0.13 | 525 | 0.022 | 0.044 | 2100 | 10,000 | |
| NRSZ222M35V16x31.5F | 2200 | | 0.14 | 770 | 0.018 | 0.036 | 2350 | 10,000 | |
| NRSZ222M35V16x35.5F | | | 0.14 | 770 | 0.018 | 0.036 | 2550 | 10,000 | |
| NRSZ272M35V18x35.5F | 2700 | | 0.15 | 945 | 0.018 | 0.036 | 2800 | 10,000 | |
| NRSZ332M35V18x35.5F | 3300 | | 0.16 | 1155 | 0.022 | 0.044 | 2700 | 5,000 | |
| NRSZ4R7M50V5x11F | 4.7 | | 50 | 0.10 | 3.0 | 2.0 | 4.0 | 90 | 2,500 |
| NRSZ100M50V5x11F | 10 | | | 0.10 | 5.0 | 1.7 | 3.4 | 110 | 2,500 |
| NRSZ150M50V5x11F | 15 | | | 0.10 | 7.5 | 1.2 | 2.4 | 130 | 2,500 |
| NRSZ180M50V5x11F | 18 | | | 0.10 | 9.0 | 1.0 | 2.0 | 150 | 2,500 |
| NRSZ220M50V5x11F | 22 | | | 0.10 | 11.0 | 0.70 | 1.4 | 160 | 2,500 |
| NRSZ330M50V6.3x11F | 33 | | | 0.10 | 16.5 | 0.55 | 1.1 | 200 | 3,000 |
| NRSZ390M50V6.3x11F | 39 | | | 0.10 | 19.5 | 0.55 | 1.1 | 200 | 3,000 |
| NRSZ470M50V6.3x11F | 47 | 0.10 | | 23.5 | 0.43 | 0.86 | 220 | 3,000 | |
| NRSZ680M50V8x11.5F | 68 | 0.10 | | 34.0 | 0.26 | 0.52 | 360 | 3,500 | |
| NRSZ820M50V8x12.5F | 82 | 0.10 | | 41.0 | 0.24 | 0.48 | 400 | 3,500 | |
| NRSZ101M50V8x15F | 100 | 0.10 | | 50.0 | 0.18 | 0.36 | 500 | 4,500 | |
| NRSZ101M50V10x12.5F | | 0.10 | | 50.0 | 0.25 | 0.50 | 520 | 5,000 | |
| NRSZ121M50V8x20F | 120 | 0.10 | | 60.0 | 0.16 | 0.32 | 650 | 4,500 | |
| NRSZ121M50V10x12.5F | | 0.10 | | 60.0 | 0.16 | 0.32 | 550 | 5,000 | |
| NRSZ151M50V8x20F | 150 | 0.10 | | 75.0 | 0.16 | 0.32 | 650 | 4,500 | |
| NRSZ181M50V10x16F | 180 | 0.10 | | 90.0 | 0.12 | 0.24 | 760 | 5,000 | |
| NRSZ221M50V10x20F | 220 | 0.10 | | 110 | 0.10 | 0.20 | 850 | 5,000 | |
| NRSZ331M50V10x22F | 330 | 0.10 | | 165 | 0.072 | 0.16 | 1000 | 5,000 | |
| NRSZ391M50V12.5x20F | 390 | 0.10 | | 195 | 0.059 | 0.12 | 1200 | 7,000 | |
| NRSZ471M50V12.5x20F | 470 | 0.10 | | 235 | 0.059 | 0.12 | 1200 | 7,000 | |
| NRSZ561M50V12.5x25F | 560 | 0.10 | | 280 | 0.045 | 0.092 | 1400 | 7,000 | |
| NRSZ681M50V16x21F | 680 | 0.10 | | 340 | 0.068 | 0.14 | 1300 | 5,000 | |
| NRSZ102M50V16x25F | 1000 | 0.10 | | 500 | 0.039 | 0.078 | 1750 | 10,000 | |
| NRSZ122M50V16x31.5F | 1200 | 0.10 | | 600 | 0.025 | 0.058 | 2100 | 10,000 | |
| NRSZ152M50V16x35.5F | 1500 | 0.11 | | 750 | 0.025 | 0.058 | 2300 | 10,000 | |
| NRSZ182M50V18x35.5F | 1800 | 0.11 | | 900 | 0.024 | 0.048 | 2400 | 10,000 | |

STANDARD PRODUCTS, CASE SIZES AND SPECIFICATIONS

| Part Number | Cap. (μF) | W.V. (Vdc) | Max. Tanδ | Max. LC (μA) | Max. Impedance (Ω) | | Max. Ripple Current at 100KHz/105°C (mA rms) | Load Life Hours @ +105°C |
|---------------------|-----------|------------|-----------|--------------|--------------------|--------------|--|--------------------------|
| | | | | | 100KHz/20°C | 100KHz/-10°C | | |
| NRSZ180M63V5x11F | 18 | 63 | 0.08 | 11.3 | 1.6 | 3.2 | 140 | 2,500 |
| NRSZ330M63V6.3x11F | 33 | | 0.08 | 20.8 | 0.90 | 1.8 | 200 | 3,000 |
| NRSZ390M63V6.3x11F | 39 | | 0.08 | 24.6 | 0.90 | 1.8 | 200 | 2,000 |
| NRSZ470M63V8x11.5F | 47 | | 0.08 | 29.6 | 0.52 | 1.04 | 275 | 3,500 |
| NRSZ560M63V8x11.5F | 56 | | 0.08 | 35.3 | 0.52 | 1.04 | 275 | 3,500 |
| NRSZ680M63V8x11.5F | 68 | | 0.08 | 42.8 | 0.52 | 1.04 | 275 | 3,500 |
| NRSZ820M63V8x15F | 82 | | 0.08 | 51.7 | 0.34 | 0.68 | 360 | 4,500 |
| NRSZ101M63V10x12.5F | 100 | | 0.08 | 63.0 | 0.26 | 0.52 | 420 | 5,000 |
| NRSZ121M63V8x20F | 120 | | 0.08 | 75.6 | 0.21 | 0.42 | 510 | 4,500 |
| NRSZ121M63V10x12.5F | | | 0.08 | 75.6 | 0.26 | 0.52 | 420 | 5,000 |
| NRSZ151M63V10x16F | 150 | | 0.08 | 94.5 | 0.20 | 0.40 | 525 | 5,000 |
| NRSZ221M63V10x20F | 220 | | 0.08 | 138 | 0.15 | 0.30 | 765 | 5,000 |
| NRSZ271M63V10x22F | 270 | | 0.08 | 170 | 0.12 | 0.24 | 840 | 5,000 |
| NRSZ331M63V12.5x20F | 330 | | 0.08 | 208 | 0.10 | 0.20 | 960 | 7,000 |
| NRSZ391M63V12.5x25F | 390 | | 0.08 | 246 | 0.064 | 0.13 | 1200 | 7,000 |
| NRSZ471M63V12.5x25F | 470 | | 0.08 | 296 | 0.064 | 0.13 | 1200 | 7,000 |
| NRSZ681M63V16x25F | 680 | | 0.08 | 428 | 0.052 | 0.11 | 1500 | 10,000 |
| NRSZ102M63V16x31.5F | 1000 | | 0.08 | 630 | 0.042 | 0.09 | 1750 | 10,000 |

PART NUMBERING SYSTEM



*see tape specification for details