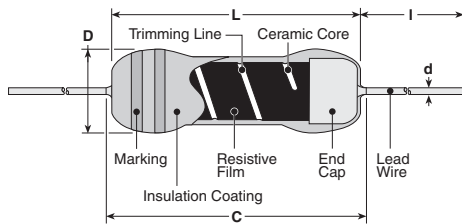


### features

- Semi-precision metal film resistors
- Meets requirements of MIL-R-22684
- Suitable for automatic machine insertion
- MFS two times the power rating of the standard body type
- Products with lead-free terminations meet EU RoHS and China RoHS requirements
- AEC-Q200 Qualified: MF1/4, MFS1/4, MFS1/2

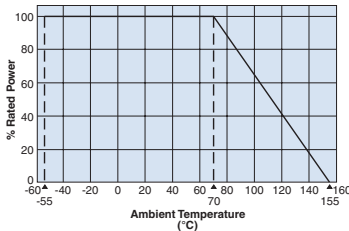
leaded resistors

### dimensions and construction

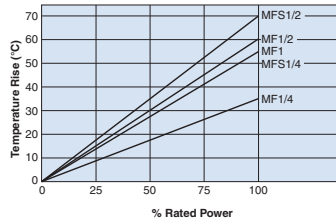


Type	Dimensions inches (mm)				
	L (ref.)	C (max.)	D	d (nom.)	I*
MFS1/4	.126 <sup>+0.02</sup> <sub>-.008</sub> (3.2 <sup>+0.5</sup> <sub>-0.2</sub> )	.133 (3.4)	.066 <sup>+0.016</sup> <sub>-.004</sub> (1.7 <sup>+0.4</sup> <sub>-0.1</sub> )	.018 (0.45)	1.10±.118 (28.0±3.0)
MF1/4	.248±.02 (6.3±0.5)	.280 (7.1)	.091±.012 (2.3±0.3)	.024 (0.6)	
MFS1/2	.248±.02 (6.3±0.5)	.280 (7.1)	.091±.012 (2.3±0.3)	.024 (0.6)	
MF1/2C MF1/2D	.354±.04 (9.0±1.0)	.437 (11.1)	.138 <sup>+0.016</sup> <sub>-.02</sub> (3.5 <sup>+0.4</sup> <sub>-0.5</sub> )	.024 (0.6)	1.10 <sup>+0.012</sup> <sub>-.016</sub> (28.0±3.0)
MF1/2L	.354±.04 (9.0±1.0)	.437 (11.1)	.138±.016 (3.5±0.4)	.024/.031 (0.6)/(0.8)	1.10±.118 (28.0±3.0)
MF1	.610±.02 (15.5±0.5)	.721 (18.3)	.217±.04 (5.5±1.0)	.031 (0.8)	1.50 <sup>+0.012</sup> <sub>-.016</sub> (38.0±3.0)
RK1/4	.248±.02 (6.3±0.5)	.280 (7.1)	.091±.012 (2.3±0.3)	.024 (0.6)	0.94 min. (24.0 min.)
RK1/2	.374±.04 (9.5±1.0)	.437 (11.1)	.138±.016 (3.5±0.4)	.024 (0.6)	
RK1	.610±.04 (15.5±1.0)	.720 (18.3)	.217±.02 (5.5±0.5)	.031 (0.8)	

### Derating Curve



### Surface Temperature Rise



\* Lead length changes depending on taping and forming.

### ordering information

MF	1/4	L	C	T52	8	R	R20	J
<b>Type</b>	<b>Power Rating</b>	<b>T.C.R.</b>	<b>Termination Material</b>	<b>Taping and Forming</b>	<b>Lead Diameter</b>	<b>Packaging</b>	<b>Nominal Resistance</b>	<b>Tolerance</b>
MF MFS RK	1/4: 0.25W 1/2: 0.50W 1: 1W	E: ±25 C: ±50 D: ±100 L: ±200 G: ±250 B: ±350	C: SnCu	1/4: T26, T52, VT, VTP, VTE, MT, M, U, M10, M12.5 1/2: T26, T52, VTP, VTE, M12.5, M15 1: T521	MF1/2L: T52 & Bulk Only: 6: 0.6mm 8: 0.8mm Blank: All others sizes & packaging	A: Ammo R: Reel	+2%: 2 significant figures + 1 multiplier +0.5%, +1%: 3 significant figures + 1 multiplier "R" indicates decimal on value <100Ω	B: ±0.1% C: ±0.25% D: ±0.5% F: ±1% G: ±2% J: ±5%

For further information on packaging, please refer to Appendix C.

### applications and ratings

Part Designation	Power Rating @ 70°C	Minimum Dielectric Withstanding Voltage	T.C.R. (ppm/°C)	Resistance Range (Ω)						Absolute Maximum Working Voltage	Absolute Maximum Overload Voltage	Operating Temperature Range
				(B±0.1%) E-96	(C±0.25%) E-96	(D±0.5%) E-24 E-192	(F±1.0%) E-24 E-96	(G±2.0%) E-24	(J±5.0%) E-24			
MFS1/4C	0.25W	300V	C: ±50	—	—	49.9 - 562k	10 - 1M	—	—	250V	500V	-55°C to +155°C
MFS1/4D			D: ±100	—	—	—	—	—				

Specifications given herein may be changed at any time without prior notice. Please confirm technical specifications before you order and/or use.

12/19/19

## applications and ratings (continued)

Part Designation	Power Rating @ 70°C	Minimum Dielectric Withstanding Voltage	T.C.R. (ppm/°C)	Resistance Range (Ω)						Absolute Maximum Working Voltage	Absolute Maximum Overload Voltage	Operating Temperature Range
				(B±0.1%) E-96	(C±0.25%) E-96	(D±0.5%) E-24 E-192	(F±1.0%) E-24 E-96	(G±2.0%) E-24	(J±5.0%) E-24			
MF1/4C	0.25W	500V	C: ±50	—	—	10-2.21M	10-2.21M	—	—	250V	500V	-55°C to +155°C
MF1/4D			D: ±100	—	—							
MF1/4L			L: ±200	—	—	—	1.0 - 10	0.51 - 10				
MFS1/2C	0.50W	500V	C: ±50	—	—	10-1M	10-2.21M	10-2.2M	—	350V	700V	
MFS1/2D			D: ±100	—	—							
MF1/2C	0.50W	700V	C: ±50	—	—	10-5.05M	10-4.99M	—	—	350V	700V	
MF1/2D			D: ±100	—	—		10-5.11M					
MF1/2L			L: ±200	—	—	—	1.0 - 10	0.51 - 10Ω				
MF1C	1W	700V	C: ±50	5.1 - 2.0M	5.1 - 2.49M	5.1 - 5.11M	1.0 - 6.81M	—	—	350V	700V	
MF1D			D: ±100	—	—							
MF1E			E: ±25	5.1 - 2.0M	5.1 - 2.49M	5.1 - 4.64M	1.0 - 5.11M	—	—			
RK1/4D	0.25W	500V	D: ±100	—	—	—	3.09M - 25M	—	—	500V	700V	
RK1/4L			L: ±200	—	—	—	—	3.3M - 33M	3.3M - 33M			
RK1/4B			B: ±350	—	—	—	100k - 25M	100k - 33M	100k - 33M			
RK1/2D	0.50W	700V	D: ±100	—	—	—	5.11M - 33M	—	—	700V	1000V	
RK1/2L			L: ±200	—	—	—	—	6.2M - 33M	6.2M - 33M			
RK1/2B			B: ±350	—	—	—	100k - 35M	100k - 51M	100k - 51M			
RK1BC	1W	1000V	B: ±350	—	—	—	100k - 51M	100k - 100M	100k - 100M	1000V	1500V	
RK1/2G*	0.50W	700V	G: ±250	—	—	—	—	—	1M - 12M	350V	700V	

\* Discharge path resistor

leaded resistors

## environmental applications

### Performance Characteristics

Parameter	Requirement Δ R ±(% + 0.05Ω)		Test Method
	Limit	Typical	
Resistance	Within specified tolerance	—	25°C
T.C.R.	Within specified T.C.R.	—	Room temperature, +100°C, RK: +25°C/+125°C
Overload (Short Time)	RK: ±1%; RK1/2G: ±2.5% MF: ±0.5%	RK: ±0.6%; RK1/2G: ±1% MF: ±0.3%	Rated voltage x 2.5 or max. overload voltage for 5 seconds, whichever is less; MFS1/2: Rated voltage x 2 or max. overload voltage for 5 seconds, whichever is less
Resistance to Solder Heat	RK: ±1%; RK1/2G: ±5%; MFS: ±0.75%; MF1/4, MFS1/2, MF1/2: ±0.5%	RK: ±0.5%; RK1/2G: ±1% MFS1/4: ±0.4%; MF1/4, MFS1/2, MF1/2: ±0.25%	260°C ± 5°C, 10 seconds ± 1 second or 350°C ± 10°C, 3.5 seconds ± 0.5 second
Dielectric Withstanding Voltage	No breakdown	—	1 minute
Insulation Resistance	Not less than 10,000MΩ	—	100V, 1 minute
Rapid Change of Temperature	RK,MF: ±1%; RK1/2G: ±5%	MF: ±0.3%; RK: ±0.5%, RK1/2G: ±1%	-55°C (30 minutes), +155°C (30 minutes), 5 cycles
Moisture Resistance	RK: ±5%; RK1/2G: ±10%; MFS1/4: ±1.5%; MF1/4, MFS1/2, MF1/2: ±1%	RK: ±2%; RK1/2G: ±5%; MFS1/4: ±1%; MF1/4, MFS1/2, MF1/2: ±0.75%	40°C ± 2°C, 90 - 95% RH, 1000 hours, 1.5 hr ON, 0.5 hr OFF cycle
Endurance at 70°C	RK: ±5%; RK1/2G: ±10%; MFS1/4: ±1.5%; MF1/4, MFS1/2, MF1/2: ±1%	RK: ±2%; RK1/2G: ±5%; MFS1/4: ±1%; MF1/4, MFS1/2, MF1/2: ±0.75%	70°C ± 2°C, 1000 hours, 1.5 hr ON, 0.5 hr OFF cycle
Resistance to Solvent	No abnormality in appearance. Marking shall be easily legible	—	The resistor shall be immersed for 5 seconds in IPA
Impulse	No such abnormalities as short-circuit, burnout, breakdown, etc.	—	Discharge from 1000pF capacitor 50 pulses. Internal 2.5 seconds. Charge voltage: 1.25kV (RK1/4), 2.5kV (RK1/2) and 6kV (RK1)

# Mouser Electronics

Authorized Distributor

Click to View Pricing, Inventory, Delivery & Lifecycle Information:

## [KOA Speer:](#)

[MF1/4CLT52R5761F](#) [MF1/2DLT52R2372F](#) [MF1DL2430F](#) [MF1/4CLT52R47R5F](#) [MF1/4DLT52R4422F](#)  
[MF1/2DLT52R1331F](#) [MF1/2CLT52R2802F](#) [MF1/2CLT52R2803F](#) [MF1/4ELT52R4273B](#) [MF1/4DLT52R1911F](#)  
[MF1/4CLT52R1742F](#) [MF1/4DLT52R3R48F](#) [MF1/4DL6R.49F](#) [MF1/4DLT52R1913F](#) [MF1/2DLT52R1333F](#)  
[MF1/4CLT52R47R0F](#) [MF1/4DLT52R1912F](#) [MFS1/4DLT52R2001F](#) [MF1/4DLT52R5R60F](#) [MFS1/4DLT52R2003F](#)  
[MFS1/4DLT52R2002F](#) [MF1/4DLT52R6811F](#) [MF1/4DLT52R27R0F](#) [MF1/2CLT52R3572F](#) [MFS1/4DLT52R2000F](#)  
[MF1/4DLT52R5R62F](#) [MF1/4DLT52R27R4F](#) [MF1/4DL1183F](#) [MF1/2CLT52R3651F](#) [MF1/4CLT52R5491F](#)  
[MF1/4CLT52R8062F](#) [MF1/4DLT52R2R49F](#) [MF1/4DL6R81F](#) [MF1/2CL2001F](#) [MF1/4CL2002F](#) [MF1/4DL2001F](#)  
[MF1/4EL2002F](#) [MF1/4DL2004F](#) [MF1/2CL2004F](#) [MF1/4CL2004F](#) [MF1/4DLT52R1302F](#) [MF1/4CLT52R8061F](#)  
[MF1/2DL2001F](#) [MF1/2CLT52R3162F](#) [MF1/4CL2001D](#) [MF1/4CLT52R8060F](#) [MF1/4DLT52R3831F](#)  
[MF1/2CLT52R1742F](#) [MF1/2CL2002F](#) [MF1/2CLT52R1822F](#) [MF1/2DL2002F](#) [MF1/2CLT52R1824F](#) [MF1/4CL2000F](#)  
[MF1/4DCT52R3R16F](#) [MF1/4DL2000F](#) [MF1/2CLT52R1821F](#) [MF1/2CL2000F](#) [MF1/4DL2002F](#) [MF1/2CLT52R1820F](#)  
[MF1/4CL2001F](#) [MFS1/4DLT52R5622F](#) [MF1/2CLT52R47R5F](#) [MF1/2DL2000F](#) [MF1/2DL2004F](#) [MF1/2DLT52R1912F](#)  
[MF1/4CLT52R1242F](#) [MF1/4DLT52R1334F](#) [MF1/2CLT52R4750F](#) [MF1/2DLT52R1821F](#) [MF1/2DLT52R33R2F](#)  
[MF1/2DLT52R3323F](#) [MF1/2DLT52R3321F](#) [MF1/4DLT52R3740F](#) [MF1/2DLT52R1823F](#) [MF1/4DL1874F](#)  
[MF1/4DLT52R2260F](#) [MF1/4CLT52R2803F](#) [MF1/4DLT52R2262F](#) [MF1/4DLT52R3742F](#) [MF1/4CLT52R4222F](#)  
[MF1/2CLT52R8662F](#) [MF1/4DLT52R1330F](#) [MF1/4DLT52R2264F](#) [MF1/2DLT52R3241F](#) [MF1/2CLT52R1693F](#)  
[MF1/2DLT52R3322F](#) [MF1/4DLT52R2263F](#) [MF1/4DLT52R3741F](#) [MF1/4DLT52R3743F](#) [MF1/4DLT52R3902F](#)  
[MF1/2CLT52R1692F](#) [MF1/4CLT52R1243F](#) [MF1/2DLT52R1822F](#) [MF1/2DLT52R1824F](#) [MF1/2DLT52R3320F](#)  
[MF1/4DL1021F](#) [MF1/4DL2050F](#) [MF1/4DL1304F](#) [MF1/4CLT52R1103F](#) [MF1/4DLT52R3090F](#)