

FLEX STACK

SHROUDED .025" SQ POST IDC HEADERS

(2.54 mm) .100" PITCH • TST/HTST/ZST SERIES



TST/HTST/ZST

Mates:
IDSD, HCSD

SPECIFICATIONS

Insulator Material:

TST, ZST=Black Glass Filled Polyester
HTST=Natural LCP

Insulation Resistance:

5000 MΩ min

Terminal Material:

Phosphor Bronze

Plating:

Au or Sn over
50 μ" (1.27 μm) Ni

Current Rating (IDSD/TST):

3.4 A per pin
(2 pins powered)

Operating Temp Range:

-55 °C to +125 °C with Gold

-55 °C to +105 °C with Tin

Voltage Rating:

425 VAC/600 VDC

PROCESSING

Lead-Free Solderable:

HTST=Yes

TST, ZST= No, Lead Wave only

SMT Lead Coplanarity:

(0.10 mm) .004" max (05-15)

(0.15 mm) .006" max (17-36)*

*(.004" stencil solution

may be available; contact

ipg@samtec.com)

SERIES	1	NO. PINS PER ROW	LEAD STYLE	PLATING OPTION	ROW OPTION	OTHER OPTION
--------	---	------------------	------------	----------------	------------	--------------

TST
= Cable Strip

HTST
= High Temp Cable Strip

**05, 07, 08, 10,
12, 13, 15, 17,
20, 25, 32, 36**
(Standard sizes)

Specify
**LEAD
STYLE**
from
chart

-F
= Gold flash on post,
Matte Tin on tail
(Not available on -DV)

-L
= 10 μ" (0.25 μm)
Gold on post,
Matte Tin on tail

-T
= Matte Tin

-D
= Double Row Through-hole
(lead style -01, -02 & -03 only)

-DV
= Double Row Surface Mount
(lead style -01 only)
(HTST only)

-D-RA
= Double Row Right-angle
(lead style -04 & -05 only)

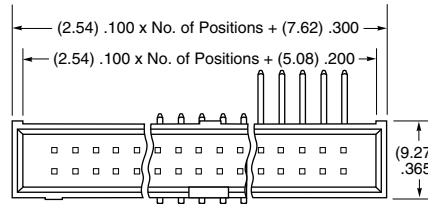
Surface Mount
(lead style -01 only)
(HTST only)

-P
= Pick & Place Pad

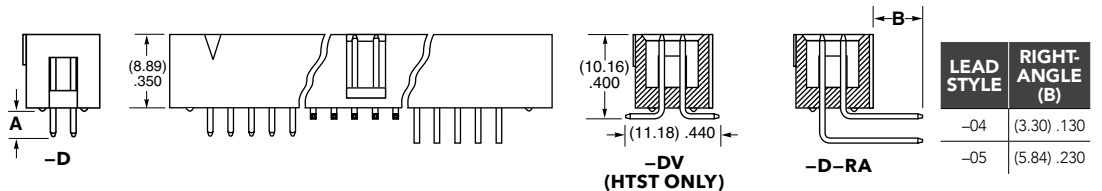
-TR
= Tape & Reel

-FR
= Full Reel
Tape & Reel
(must order max. quantity per reel; contact Samtec for quantity breaks)

LEAD STYLE	THROUGH-HOLE (A)
-01	(2.92) .115
-02	(4.19) .165
-03	(14.35) .565



-D -DV -D-RA



ZST	1	NO. PINS PER ROW	LEAD STYLE	PLATING OPTION	D	BODY HEIGHT
-----	---	------------------	------------	----------------	---	-------------

**05, 07, 08, 10,
12, 13, 15, 17,
20, 25, 32, 36**
(Standard sizes)

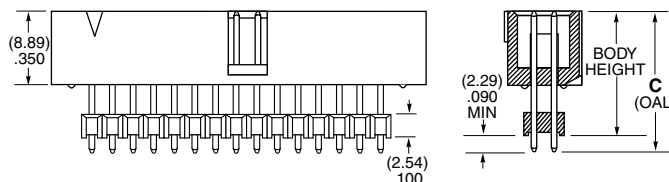
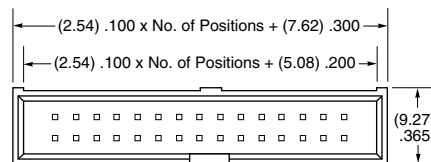
Specify
**LEAD
STYLE**
from
chart

-F
= Gold flash on post,
Matte Tin on tail

-L
= 10 μ" (0.25 μm)
Gold on post,
Matte Tin on tail

-T
= Matte Tin

-"XXXX"
= Body Height



LEAD STYLE	C (OAL)	MAX BODY HEIGHT
-01	(16.00) .630	(13.72) .540
-02	(18.54) .730	(16.26) .640
-03	(21.08) .830	(18.80) .740
-04	(23.62) .930	(21.34) .840
-05	(26.16) 1.030	(23.88) .940
-06	(28.70) 1.130	(26.42) 1.040
-07	(31.24) 1.230	(28.96) 1.140
-08	(33.78) 1.330	(31.50) 1.240
-09	(36.32) 1.430	34.04) 1.340

Note:

For added mechanical stability, Samtec recommends mechanical board spacers be used in applications with gold or selective gold plated connectors. Contact ipg@samtec.com for more information.

ALSO AVAILABLE MOQ Required

Other platings & sizes

Alignment Pins

Single Row

Locking Leads

Polarized

Note:

Some lengths, styles and options are non-standard, non-returnable. ZST is non-standard, non-returnable.

Mouser Electronics

Authorized Distributor

Click to View Pricing, Inventory, Delivery & Lifecycle Information:

Samtec:

[TST-105-01-G-D](#) [TST-105-02-G-D](#) [TST-110-02-G-D](#) [TST-105-01-T-D](#) [TST-108-01-L-D](#) [TST-105-04-T-D-RA](#) [TST-107-01-S-D](#) [TST-107-01-T-D](#) [TST-107-01-G-D](#) [TST-110-01-L-D](#) [TST-113-01-G-D](#) [TST-112-01-G-D](#) [TST-105-01-S-D](#) [TST-108-02-G-D](#) [TST-107-04-L-D-RA](#) [TST-113-04-T-D-RA](#) [TST-120-01-T-D](#) [TST-117-02-T-D](#) [TST-108-01-T-D](#) [TST-107-01-G-D-13](#) [TST-115-01-G-D](#) [TST-113-04-G-D-RA](#) [TST-113-04-S-D-LA](#) [TST-105-02-L-D](#) [TST-107-01-L-D](#) [TST-108-02-S-D](#) [TST-105-04-G-D-RA](#) [TST-110-04-T-D-RA](#) [TST-108-02-G-D-14](#) [TST-107-01-T-D-LL](#) [TST-113-01-S-D](#) [TST-117-04-G-D-RA](#) [TST-107-04-S-D-RA-06](#) [TST-108-03-L-D](#) [TST-115-01-L-D](#) [TST-107-05-G-D-RA](#) [TST-115-04-G-D-RA](#) [TST-120-01-G-D](#) [TST-108-04-L-D-RA](#) [TST-120-03-L-D](#) [TST-107-04-S-D-RA](#) [TST-113-03-S-D](#) [TST-112-04-L-D-RA-01](#) [TST-125-04-L-D-RA](#) [TST-107-01-S-D-03](#) [TST-103-01-G-D](#) [TST-105-01-T-D-09](#) [TST-105-01-T-D-LL](#) [TST-108-01-S-D](#) [TST-112-04-T-D-RA](#) [TST-107-01-L-D-LL](#) [TST-107-02-L-D](#) [TST-136-04-L-D-RA](#) [TST-105-02-F-D](#) [TST-113-04-L-D-RA](#) [TST-105-05-L-D-RA](#) [TST-107-01-S-D-LL](#) [TST-105-01-L-D](#) [TST-105-04-L-D-RA](#) [TST-105-05-G-D-RA](#) [TST-106-01-G-D](#) [TST-107-02-G-D](#) [TST-113-01-T-D-LL](#) [TST-108-01-G-D](#) [TST-112-02-T-D](#) [TST-120-03-S-D](#) [TST-107-02-T-D](#) [TST-108-04-S-D-RA](#) [TST-105-01-G-D-10](#) [TST-120-01-L-D](#) [TST-125-03-G-D](#) [TST-108-04-T-D-RA](#) [TST-105-01-F-D](#) [TST-117-01-T-D](#) [TST-117-01-S-D](#) [TST-113-01-T-D](#) [TST-120-04-L-D-RA](#) [TST-105-02-T-D](#) [TST-107-01-G-D-06](#) [TST-108-03-G-D](#) [TST-107-03-L-D](#) [TST-108-04-G-D-RA](#) [TST-107-04-G-D-RA](#) [TST-110-05-T-D-RA](#) [TST-105-03-L-D](#) [TST-105-03-S-D](#) [TST-107-05-T-D-RA](#) [TST-117-02-L-D](#) [TST-105-02-S-D](#) [TST-107-04-S-D-RA-08](#) [TST-110-04-G-D-RA](#) [TST-110-04-L-D-RA](#) [TST-113-01-L-D](#) [TST-108-05-S-D-RA](#) [TST-110-02-L-D](#) [TST-125-02-G-D](#) [TST-110-01-G-D-04](#) [TST-110-01-T-D](#) [TST-117-01-L-D](#) [TST-110-02-S-D](#)