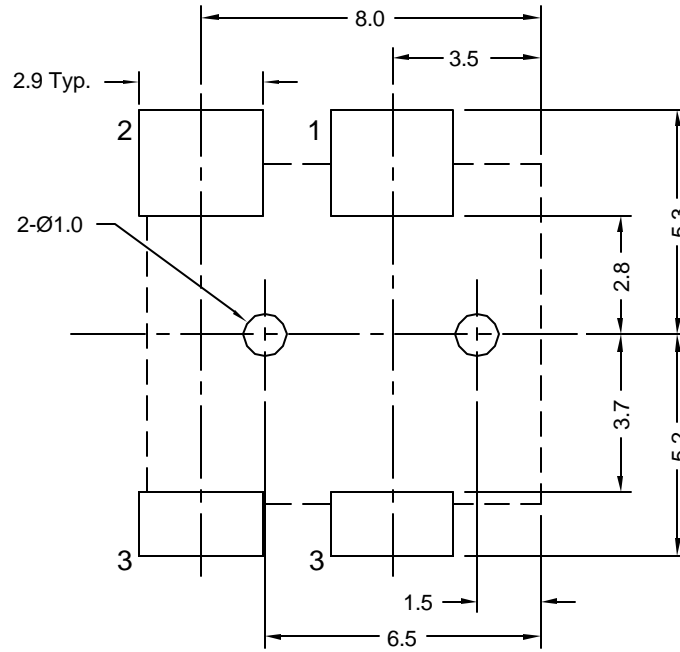
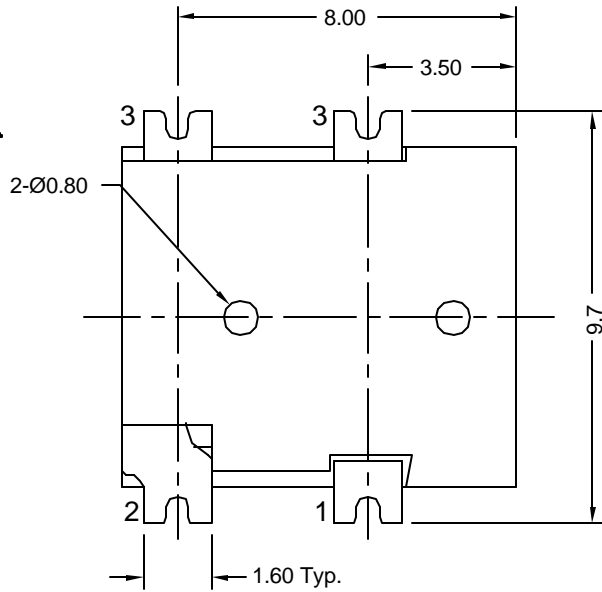


Recommended PCB Layout
(Component Side)



Material and Finish

Body: High Temp Thermoplastic
UL94V-0, Color: Black
Center Pin: Brass, Silver Plated
Contact #1: Phosphor Bronze, Silver Plated
Contact #2, #3: Brass, Silver Plated

Electrical Characteristics

Contact Resistance
Before Test
Between Terminals: 30 milliohms Max.
Plug to Contacts: 50 milliohms Max.

After Test:
Between Terminals: 60 milliohms Max.
Plug to Contacts: 100 milliohms Max.

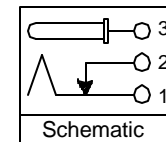
Rated Voltage: 24V DC
Rated Current: 2.5 amps
Insulation Resistance: 100 Megohms Min.

Mechanical Characteristics

Durability Test: 2500 cycles
Insertion Force: 0.3kg-2.0kg
Extraction Force: 0.3kg-2.0kg
Operating Temp: -25°C to +70°C
Max. Soldering Temp: 230°C for 30 seconds
260°C for 10 seconds

Recommended Plug Dimensions

Outer Dimension OD: 3.5mm
Inner Diameter ID:
KLD-SMT-0201L-A: 1.10mm
KLD-SMT-0201L-B: 1.35mm



Schematic

Part Number	Center Post Dia.	Packaging
KLD-SMT-0201L-A	Ø1.00	Bulk (standard)
KLD-SMT-0201L-B	Ø1.30	
KLD-SMT-0201L-A-TR	Ø1.00	Tape and Reel (TR option)
KLD-SMT-0201L-B-TR	Ø1.30	



Tolerances
X.X ± 0.25
X.XX ± 0.15
Unless Stated Otherwise

REVISION	DATE	DESCRIPTION	DRAWN BY	CHECKED BY	UNITS
D1	12/06/01	Add Detail	C. Leiva	H. MA	mm
D2	4/1/02	ref. ECO #01-231	REVISED BY	CHECKED DATE	DATE
D3	8/9/04	Ref ECO #04-033	R. Aguilre	8/9/04	3/10/98

KLD-SMT-0201L-x
x = A for Ø1.00
x = B for Ø1.30

Mini DC Power Jack
Surface Mount Type



Mouser Electronics

Authorized Distributor

Click to View Pricing, Inventory, Delivery & Lifecycle Information:

[Kycon:](#)

[KLD-SMT-0201L-A](#) [KLD-SMT-0201L-B](#)