


SURFACE MOUNT .025" SQ POST HEADER



(2.54 mm) .100" PITCH • TSM SERIES

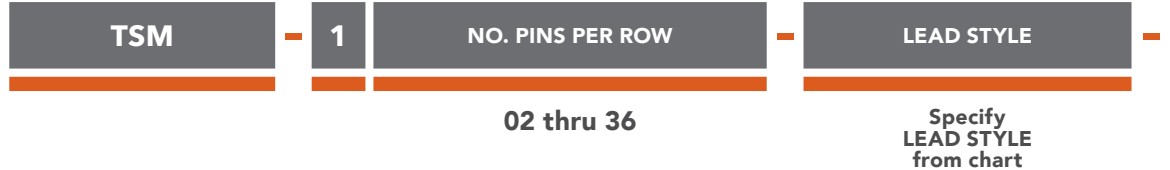
TSM

Board Mates:

SSW, SSQ, SSM, BSW, ESW,
ESQ, BCS, SLW, CES, HLE

Cable Mates:

IDSS, IDSD



SPECIFICATIONS

Insulator Material:

Black Liquid Crystal Polymer

Terminal Material:

Phosphor Bronze

Plating:

Au or Sn over

50 μ" (1.27 μm) Ni

Operating Temp Range:

-55 °C to +105 °C with Tin;

-55 °C to +125 °C with Gold

Voltage Rating:

495 VAC -SV/-DV

mated with the BCS

475 VAC -SV/-DV

mated with the SSM

PROCESSING

Lead-Free Solderable:

Yes

-DH/-SH/-SV Lead Coplanarity:

(0.15 mm) .006" max (02-36)*

-DV Lead Coplanarity:

(0.10 mm) .004" max (02-05)

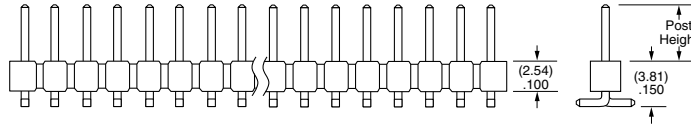
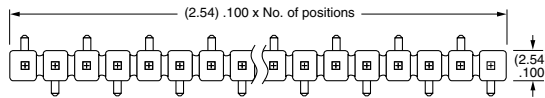
(0.13 mm) .005" max (06-10)*

(0.15 mm) .006" max (11-36)*

*(.004" stencil solution may be available; contact ipg@samtec.com)

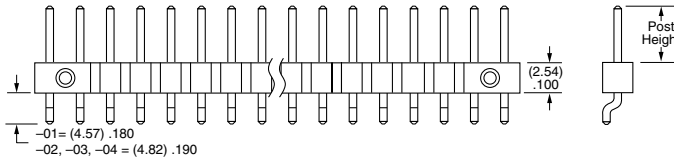
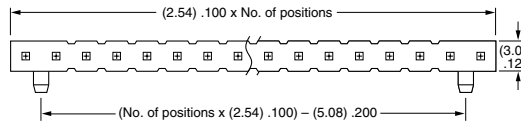
MATES	CURRENT RATING (PER PIN)
TSM/SSW	4.7 A
TSM/SSM	5.4 A
TSM/HLE	4.1 A
TSM/BCS	5.0 A

2 POSITIONS POWERED

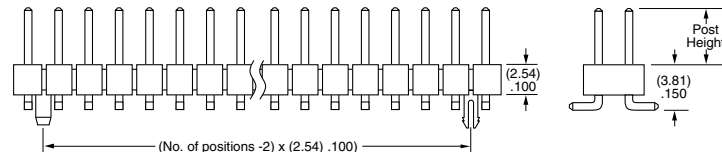
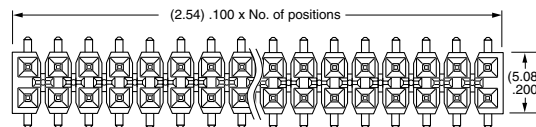


-SV Row Option

LEAD STYLE	POST HEIGHT	MATES WITH
-01	(5.84) .230	SSW, BCS, SSM, IDSS, IDSD
-02	(8.13) .320	SSM -DH
-03	(10.67) .420	Bottom Mount & Pass Through
-04	(3.05) .120	SLW, CES, HLE




-SH Row Option



-DV Row Option

Note:

Some lengths, styles and options are non-standard, non-returnable.



PLATING OPTION

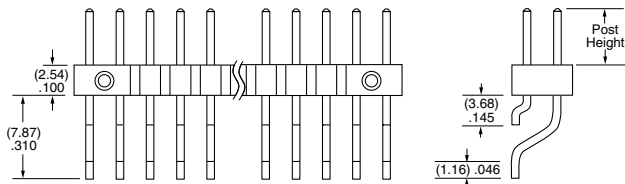
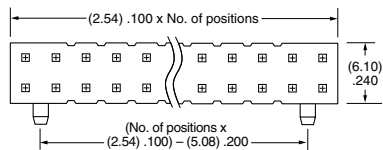
- F**
= Gold flash on post, Matte Tin on tail
- L**
= 10 μ " (0.25 μ m) Gold on post, Matte Tin on tail
- S**
= 30 μ " (0.76 μ m) Gold on post, Matte Tin on tail
- T**
= Matte Tin

ROW OPTION

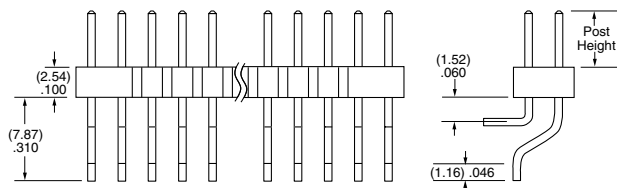
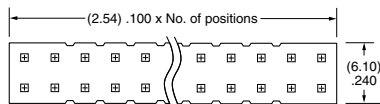
- SV**
= Single Row Vertical Pin
- DV**
= Double Row Vertical Pin
- SH**
= Single Row Horizontal Pin
- DH**
= Double Row Horizontal Pin (Style -01, -02 or -03 only)
- TM**
= Triple Row Vertical Mixed Technology (Style -01 only) (02 thru 30 positions only)
- MT**
= Mixed Technology Pin (Style -01, -02 or -03 only)

OTHER OPTIONS

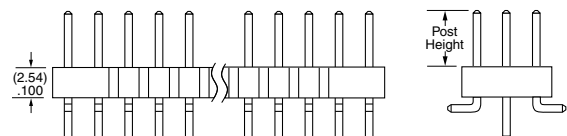
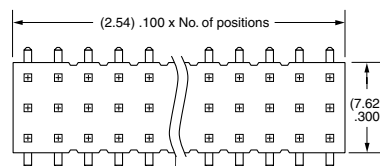
- "XXX"**
= Polarized Position
- A**
= Alignment Pin
metal or plastic at Samtec discretion (Not available with -TM or -MT) (02 positions minimum) (Not available with -LC)
- LC**
= Locking Clip
(Not available with -TM) (3 positions minimum) (Not available with -A) (Manual placement required)
- K**
= (6.50 mm) .256" DIA Polyimide Film Pick & Place Pad
(-SH: 4 positions minimum without -TR; 2 & 3 positions available with -TR) (-DH: 4 positions minimum without -TR)
- P**
= Plastic Pick & Place Pad
(-DV: 4 positions minimum without -TR; 2 & 3 positions available with -TR) (-SH: 4 positions minimum without -TR; 2 & 3 positions available with -TR) (-DH: 5 positions minimum without -TR) (-SV: 4 positions minimum without -TR; 2 & 3 positions available with -TR)
- TR**
= Tape & Reel
-SV: 02-22 positions, -DV: 02-28 positions, -SH: 02-30 positions, -DH: 02-29 positions (Not available with -MT or -TM)
- FR**
= Full Reel Tape & Reel
(must order maximum quantity per reel; contact Samtec for quantity breaks)
-SV: 02-22 positions, -DV: 02-28 positions, -SH: 02-30 positions, -DH: 02-29 positions (Not available with -MT or -TM)



-DH Row Option



-MT Row Option



-TM Row Option

Mouser Electronics

Authorized Distributor

Click to View Pricing, Inventory, Delivery & Lifecycle Information:

Samtec:

[TSM-103-01-S-SV-P-TR](#) [TSM-110-01-L-DV-A](#) [TSM-110-01-T-DV-P-TR](#) [TSM-107-01-S-DV-P](#) [TSM-120-01-T-SV](#)
[TSM-105-01-T-SV](#) [TSM-107-01-L-DV-A](#) [TSM-105-01-L-DV-A](#) [TSM-105-01-T-DV](#) [TSM-103-01-L-SV](#) [TSM-105-01-T-](#)
[DV-P-TR](#) [TSM-103-01-T-DV](#) [TSM-104-01-L-DV](#) [TSM-104-01-T-DV](#) [TSM-107-01-S-DH-A](#) [TSM-116-02-L-SH](#) [TSM-](#)
[113-01-L-DV](#) [TSM-103-02-L-DV](#) [TSM-132-01-T-DV-A-P](#) [TSM-102-01-L-SV-P-TR](#) [TSM-103-01-L-DV](#) [TSM-105-01-S-](#)
[DV](#) [TSM-108-01-T-SV-P-TR](#) [TSM-108-01-L-SV](#) [TSM-103-01-T-SV](#) [TSM-103-01-L-SV-P-TR](#) [TSM-104-01-L-DV-A](#)
[TSM-105-02-L-DV](#) [TSM-112-03-S-DV](#) [TSM-108-01-L-DV-A](#) [TSM-108-01-T-DV-P-TR](#) [TSM-103-01-S-DV](#) [TSM-122-](#)
[03-SM-DV-A](#) [TSM-106-01-F-SV](#) [TSM-113-01-T-DV-P](#) [TSM-103-01-L-DV-P-TR](#) [TSM-106-01-L-SH](#) [TSM-105-01-L-DV-](#)
[P-TR](#) [TSM-102-01-L-DV](#) [TSM-113-01-L-DV-A](#) [TSM-105-02-S-DV](#) [TSM-109-02-L-SV](#) [TSM-103-01-L-DV-A](#) [TSM-106-](#)
[01-T-SV](#) [TSM-105-04-L-DV-A](#) [TSM-108-01-S-DH](#) [TSM-106-01-F-SH](#) [TSM-105-01-L-DH-A](#) [TSM-105-01-L-DH-P-TR](#)
[TSM-108-01-T-DV](#) [TSM-108-01-S-DV](#) [TSM-117-01-L-DV-P-TR](#) [TSM-111-03-S-DV](#) [TSM-114-02-T-SV-LC](#) [TSM-115-](#)
[03-S-DV](#) [TSM-117-01-L-DV-A](#) [TSM-102-03-T-DV](#) [TSM-103-01-T-DV-P-TR](#) [TSM-104-01-L-SV-P-TR](#) [TSM-113-01-L-](#)
[DV-P-TR](#) [TSM-107-01-L-DV-P-TR](#) [TSM-114-01-L-DV-A](#) [TSM-102-01-T-SH-TR](#) [TSM-103-01-S-DV-P-TR](#) [TSM-116-](#)
[02-L-DV-A](#) [TSM-102-01-L-SV](#) [TSM-105-02-T-DV](#) [TSM-103-01-S-SV](#) [TSM-110-01-L-DV](#) [TSM-105-01-L-SV](#) [TSM-](#)
[107-01-T-DV-P-TR](#) [TSM-104-01-S-SV](#) [TSM-108-01-S-DV-P-TR](#) [TSM-105-01-L-DV](#) [TSM-104-01-S-DV](#) [TSM-105-01-](#)
[S-DV-P](#) [TSM-102-01-S-SV](#) [TSM-107-01-S-DV](#) [TSM-105-01-T-DH](#) [TSM-102-01-S-DV](#) [TSM-108-02-S-DV-P-TR](#) [TSM-](#)
[107-01-T-DV](#) [TSM-110-01-T-DV](#) [TSM-107-01-L-DV-A-TR](#) [TSM-110-01-T-SH-A](#) [TSM-103-01-F-SV](#) [TSM-103-04-T-SV](#)
[TSM-102-01-L-DH](#) [TSM-103-01-S-DV-LC](#) [TSM-103-04-L-DV](#) [TSM-105-01-S-SH](#) [TSM-103-01-T-SV-P-TR](#) [TSM-103-](#)
[04-T-SV-P-TR](#) [TSM-106-01-S-SV-LC](#) [TSM-112-01-L-SV](#) [TSM-108-02-L-SH](#) [TSM-120-01-L-DV-P-TR](#) [TSM-110-01-L-](#)
[SV-P-TR](#) [TSM-115-01-L-DV-P-TR](#) [TSM-108-04-L-DV-A](#)