




Coupled Inductors - LPR6235

For Step-Up, Resonant & Flyback Applications



- Can be used as step-up or flyback transformers in DC-DC converters or as autotransformers
- Perfect for low voltage step-up in energy harvesting applications
- Selected by Linear Technology for the LTC3108 and LTC3109 Ultralow Voltage Step-Up Converter and Power Managers
- 300 Vrms, one minute isolation (hipot) between windings
- 3.5 mm high and 6 mm square
- Excellent coupling coefficient ($k = 0.95$); ideal for use in a variety of applications such as flyback transformers and step-up pulse transformers.
- High Isat and low DCR ratings provide high efficiency and excellent current handling in a rugged, low cost design
- Custom inductance values and turn ratios are available upon request

Part number ¹	Turns ratio	Primary (L1) inductance ² ±20% (μH)	DCR max (Ohms)		SRF typ ³ (kHz)	Isat ⁴ (A)
			L1	L2		
LPR6235-253LMR_	1 : 10	25	0.74	13.7	1300	1.3
LPR6235-253PMR_	1 : 20	25	0.20	72	580	0.7
LPR6235-123QMR_	1 : 50	12.5	0.085	200	360	0.9
LPR6235-752RMR_	1 : 90	7.5	0.085	285	257	1.6
LPR6235-752SMR_	1 : 100	7.5	0.085	340	230	1.6

1. When ordering, please specify **packaging** code:

LPR6235-253PMRC

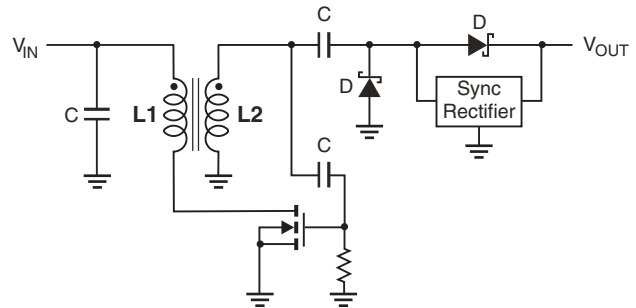
Packaging: **C** = 7" machine-ready reel. EIA-481 embossed plastic tape (350 parts per full reel). Quantities less than full reel available: in tape (not machine ready) or with leader and trailer (\$25 charge).

B = In an effort to simplify our part numbering system, Coilcraft is eliminating the need for multiple packaging codes. When ordering, simply change the last letter of your part number from B to C.

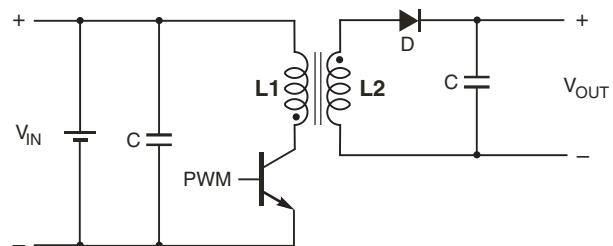
D = 13" machine-ready reel. EIA-481 embossed plastic tape. Factory order only, not stocked (1500 parts per full reel).

- Inductance is measured at 100 kHz, 0.1 Vrms, 0 Adc for -253LMR. All other values are measured at 10 kHz, 0.1 Vrms, 0 Adc on an Agilent/HP 4284A LCR meter or equivalent.
- SRF measured using an Agilent/HP 4191A or equivalent.
- DC current applied to L1, at which the inductance drops 10% from its value without current.
- Electrical specifications at 25°C.

Refer to Doc 362 "Soldering Surface Mount Components" before soldering.



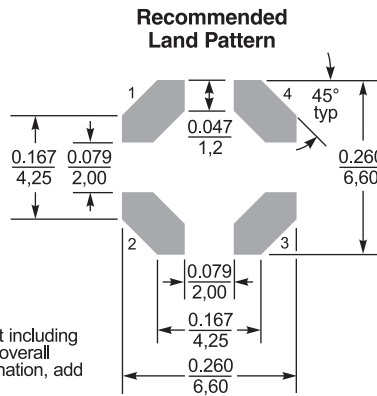
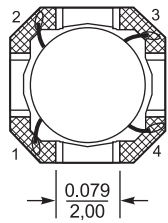
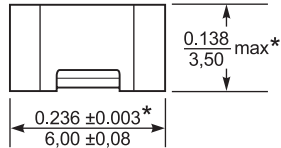
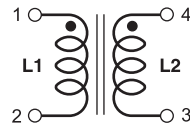
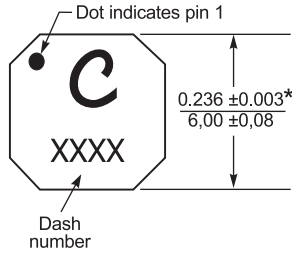
Typical Step-Up Converter



Typical Flyback Converter



Step-Up/Flyback Transformers – LPR6235



Dimensions are in $\frac{\text{inches}}{\text{mm}}$

* Dimensions are of the case not including the termination. For maximum overall dimensions including the termination, add 0.005 in / 0,13 mm.
For optional tin-lead and tin-silver-copper terminations, dimensions are for the mounted part. Dimensions before mounting can be an additional 0.005 inch / 0,13 mm).

Core material Ferrite

Weight 460 – 480 mg

Environmental RoHS compliant, halogen free

Terminations RoHS compliant matte tin over nickel over silver. Other terminations available at additional cost.

Ambient temperature –40°C to +85°C

Storage temperature Component: –40°C to +125°C.
Tape and reel packaging: –40°C to +80°C

Winding to winding isolation 300 Vrms

Resistance to soldering heat Max three 40 second reflows at +260°C, parts cooled to room temperature between cycles

Moisture Sensitivity Level (MSL) 1 (unlimited floor life at <30°C / 85% relative humidity)

Packaging 350/7" reel; 1500/13" reel Plastic tape: 16 mm wide, 0.3 mm thick, 12 mm pocket spacing, 3.68 mm pocket depth

Recommended pick and place nozzle OD: 6.2 mm; ID: ≤ 3.1 mm

PCB washing Tested to MIL-STD-202 Method 215 plus an additional aqueous wash. See [Doc787_PCB_Washing.pdf](#).

Mouser Electronics

Authorized Distributor

Click to View Pricing, Inventory, Delivery & Lifecycle Information:

Coilcraft:

[LPR6235-253PMLC](#) [LPR6235-752SMLC](#) [LPR6235-752RMLC](#) [LPR6235-752RMLB](#) [LPR6235-253LMLB](#) [LPR6235-752SMLB](#) [LPR6235-123QMLB](#) [LPR6235-253LMLC](#) [LPR6235-123QMLC](#) [LPR6235-253PMLB](#)