




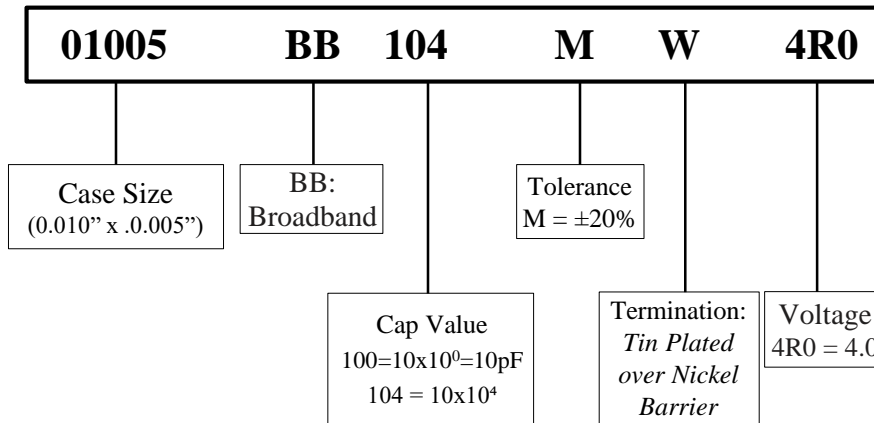
01005BB104MW4R0
(0.010" x 0.005")

Product Features

• Typical Operating Frequency Range	16 kHz (-3dB point) to > 67 GHz
• Insertion Loss	< 1dB, typical
• Tape & Reel	40K pcs/reel; Lower quantities available in cut tape
• Capacitance	100nF, nom.
• Operating Temperature Range	-55°C to +85°C
• Temperature Coefficient of Capacitance (TCC)	(±15%, -55°C to +85°C)
• Rated Voltage	4 WVDC
• Dielectric Withstanding Voltage (DWV)	250% of rated WVDC for 5 seconds
• Insulation Resistance	10 ¹¹ Ωmin @ +25°C @ rated WVDC

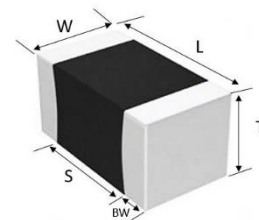


Part Numbering



Capacitor Dimensions

Length	Width	Thickness	Gap
L	W	T	S
0.016 in ± 0.001 (0.40mm ± 0.02mm)	0.008 in ± 0.001 (0.20mm ± 0.02mm)	0.008 in ± 0.001 (0.20mm ± 0.02mm)	0.005 in min (0.13mm min)



≠ Performance Curves



≠ Test Conditions



Typical responses for sample placed across a 0.127mm (5.0 mil) gap between 0.29mm (11.3 mil) wide, 0.21mm (8.3 mil) long mounting pads on 4-mil Rogers RO4350B.

Measured and modeled data are de-embedded to the mounting pad edges using TRL calibration procedures.