


THROUGH-HOLE MICRO HEADER

(1.27 mm) .050" PITCH • FTSH SERIES



FTSH

Board Mates:
CLP, FLE

Cable Mates:
FFSD, FFTP

SPECIFICATIONS

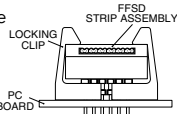
Insulator Material:
Black Liquid Crystal Polymer
Terminal Material:
Phosphor Bronze
Plating:
Sn or Au over 50 μ" (1.27 μm) Ni
Current Rating (FTSH/CLP):
3.4 A per pin
(2 pins powered)
Operating Temp Range:
-55 °C to +125 °C

PROCESSING

Lead-Free Solderable:
Yes

LOCKING CLIP

For single mating cycle with the FFSD. Specify -LC after tail option. Lead Style -01 and 10 pins/row minimum. 5-9 pins/row not available in combination with keying shroud (-K).



FTSH	1	NO. PINS PER ROW	LEAD STYLE	PLATING OPTION	D	OPTION	TAIL OPTION	OTHER OPTIONS
------	---	------------------	------------	----------------	---	--------	-------------	---------------

02 thru 50

Specify LEAD STYLE from chart

-F
= Gold flash on post, Matte Tin on tail
-L
= 10 μ" (0.25 μm) Gold on post, Matte Tin on tail

Leave blank for Right-angle
-"XXX"
= Polarized Position (Specify position of omitted pin) (Not available with -EX options)

Leave blank for straight tail
-RA
= Right-angle

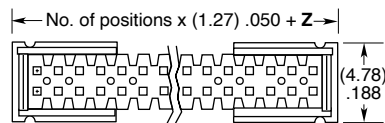
-ES
= End Shroud (Style -02 & -03) 9 pins/row minimum

-EP
= End Shroud with Guide Post (Style -02 & -03) 9 pins/row minimum

-EL
= End Shroud with Board Lock (Style -02 & -03) 9 pins/row minimum

-EJ
= Ejector Shroud (Style -01 only) 10 pins/row minimum 25 pins/row maximum -RA not available

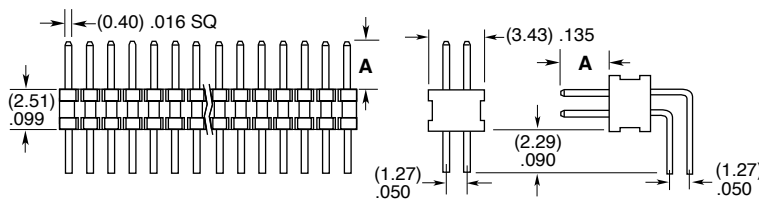
-K
= Keying Shroud for mating with FFSD (Style -01 only, 05 thru 25 pins/row only. 13, 17, 20 & 25 only with -EJ option)



-EX OPTION SHOWN



OPTION	Z
-ES	(1.55) .061
-EJ	(15.77) .621
-EP	(5.87) .231
-EL	((6.53) .257



LEAD STYLE	A	MATES WITH
-01	(3.05) .120	FFSD
-02	(1.91) .075	FLE
-03	(1.65) .065	CLP-D
-04	(3.81) .150	N/A

ALSO AVAILABLE

MOQ Required

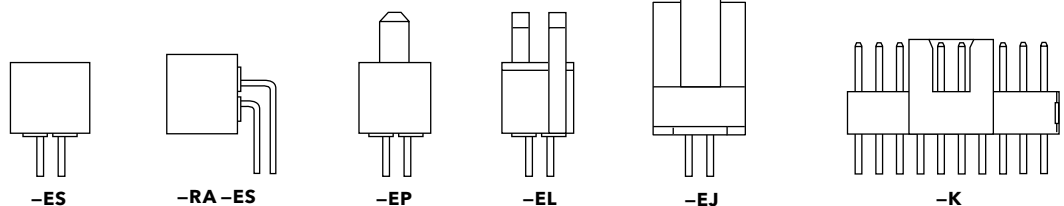
Molded Pick & Place pads
Other platings



Notes:
Severe Environment Testing qualified; aligns with MIL-DTL-55302. Visit samtec.com/set

Some sizes, styles and options are non-standard, non-returnable.

See SFM/TFM for positive alignment feature.



Mouser Electronics

Authorized Distributor

Click to View Pricing, Inventory, Delivery & Lifecycle Information:

Samtec:

[FTSH-109-01-FM-D](#) [FTSH-109-01-FM-DH-TR](#) [FTSH-109-01-FM-DV](#) [FTSH-109-01-FM-DV-A-P](#) [FTSH-109-01-FM-DV-P-TR](#) [FTSH-109-01-L-DV-TR](#) [FTSH-109-01-LM-DV](#) [FTSH-109-01-S-DV-A](#) [FTSH-109-02-F-DV-P](#) [FTSH-109-02-L-DH-C](#) [FTSH-109-02-L-D-RA](#) [FTSH-109-02-L-DV](#) [FTSH-109-02-L-DV-A-P-TR](#) [FTSH-109-02-L-DV-EL](#) [FTSH-109-02-L-DV-ES-A-P-TR](#) [FTSH-109-02-LM-DV-ES-A-P-TR](#) [FTSH-109-03-F-DV-EP](#) [FTSH-109-03-L-DV](#) [FTSH-109-03-L-DV-ES-P-TR](#) [FTSH-109-03-LM-DV-ES](#) [FTSH-109-03-LM-DV-P-TR](#) [FTSH-109-04-F-DH-C-TR](#) [FTSH-109-04-F-DV](#) [FTSH-109-04-F-DV-A-P](#) [FTSH-109-04-F-DV-P-TR](#) [FTSH-109-04-L-DH](#) [FTSH-109-04-L-DH-A-C-TR](#) [FTSH-109-04-L-DV-A-P](#) [FTSH-109-04-L-DV-A-P-TR](#) [FTSH-109-04-L-DV-P-TR](#) [FTSH-109-04-L-MT](#) [FTSH-110-01-F-DV-EJ-A-P](#) [FTSH-110-01-FM-D](#) [FTSH-110-01-FM-DH-TR](#) [FTSH-110-01-FM-D-K](#) [FTSH-110-01-FM-D-RA](#) [FTSH-110-01-FM-D-RA-K](#) [FTSH-110-01-FM-DV](#) [FTSH-110-01-FM-DV-EJ](#) [FTSH-110-01-FM-DV-EJ-P](#) [FTSH-110-01-FM-DV-K](#) [FTSH-110-01-FM-DV-K-P](#) [FTSH-110-01-FM-DV-P-TR](#) [FTSH-110-01-L-DV-EJM](#) [FTSH-110-01-L-DV-K-A-TR](#) [FTSH-110-01-LM-D](#) [FTSH-110-01-LM-DH](#) [FTSH-110-01-LM-DH-A](#) [FTSH-110-01-LM-DH-A-TR](#) [FTSH-110-01-LM-D-RA](#) [FTSH-110-01-LM-D-RA-K](#) [FTSH-110-01-LM-DV-A](#) [FTSH-110-01-LM-DV-A-P](#) [FTSH-110-01-LM-DV-A-P-TR](#) [FTSH-110-01-LM-DV-EJ-P](#) [FTSH-110-01-LM-DV-EJ-P-TR](#) [FTSH-110-01-LM-DV-K-A-P](#) [FTSH-110-01-LM-DV-K-P](#) [FTSH-110-01-LM-DV-K-TR](#) [FTSH-110-01-LM-DV-P](#) [FTSH-110-01-LM-MT](#) [FTSH-110-01-S-D](#) [FTSH-110-01-S-D-K](#) [FTSH-110-01-S-D-RA](#) [FTSH-110-01-S-DV-A-P](#) [FTSH-110-01-S-DV-EJ-P-TR](#) [FTSH-110-01-S-DV-K-TR](#) [FTSH-110-01-SM-D-RA](#) [FTSH-110-01-SM-DV-A-P-TR](#) [FTSH-110-01-SM-DV-K](#) [FTSH-110-01-SM-DV-K-A-P-TR](#) [FTSH-110-02-F-DV-EP](#) [FTSH-110-02-F-DV-ES-P-TR](#) [FTSH-110-02-FM-D](#) [FTSH-110-02-FM-DH-A-C-TR](#) [FTSH-110-02-FM-DH-C](#) [FTSH-110-02-L-D-EC](#) [FTSH-110-02-L-DH-A-C-TR](#) [FTSH-110-02-L-DH-TR](#) [FTSH-110-02-L-DV-A-P-TR](#) [FTSH-110-02-L-DV-EC](#) [FTSH-110-02-L-DV-ES-A-P](#) [FTSH-110-02-L-DV-P](#) [FTSH-110-02-LM-DH](#) [FTSH-110-02-LM-D-RA](#) [FTSH-110-02-LM-DV](#) [FTSH-110-02-LM-DV-ES-A](#) [FTSH-110-02-LM-DV-ES-P](#) [FTSH-110-02-S-D-RA-ES](#) [FTSH-110-02-S-DV](#) [FTSH-110-02-S-DV-A](#) [FTSH-110-03-F-D-RA](#) [FTSH-110-03-F-DV-A-P](#) [FTSH-110-03-F-DV-EC](#) [FTSH-110-03-L-D-EC](#) [FTSH-110-03-L-D-EP](#) [FTSH-110-03-L-DV-A-P](#) [FTSH-110-03-L-DV-EL](#) [FTSH-110-03-L-DV-TR](#) [FTSH-110-03-S-D](#)