

LOC	DIST	REVISIONS			
		REV	DATE	BY	APPD
-	-	F	REV PER ECO 14-014925	10-6-14	CT DH

- 1 HOUSING: LCP, UL94V0, COLOR: BLACK.
CONTACT: PHOSPHOR BRONZE.
POST: BRASS WIRE
- 2 CONTACT: 0.76µm MIN GOLD IN PAD CONTACT AREA
1.27µm MIN TIN-LEAD ON PCB TAIL
OVER 1.27µm MIN NICKEL OVER ALL.
POST 1.27µm MIN NICKEL PLATED.
- 3 PLATE THROUGH HOLE PER TE SPEC. 114-13056
FIGURE 4.
- 4 SEE TABLE 1 FOR INTERCONNECTIONS TO
BACKPLANE CONNECTOR.
- 5 CONTACT: 0.76µm MIN GOLD IN PAD CONTACT AREA
1.27µm MIN TIN ON PCB TAIL
OVER 1.27µm MIN NICKEL OVER ALL.
POST 1.27µm MIN NICKEL PLATED.
- 6 CONTACT: 1.27µm MIN GOLD IN PAD CONTACT AREA
1.27µm MIN TIN-LEAD ON PCB TAIL
OVER 1.27µm MIN NICKEL OVER ALL.
POST 1.27µm MIN NICKEL PLATED.
- 7 CONTACT: 1.27µm MIN GOLD IN PAD CONTACT AREA
1.27µm MIN TIN ON PCB TAIL OVER 1.27µm MIN
NICKEL OVER ALL.
POST: 1.27µm MIN NICKEL PLATED.

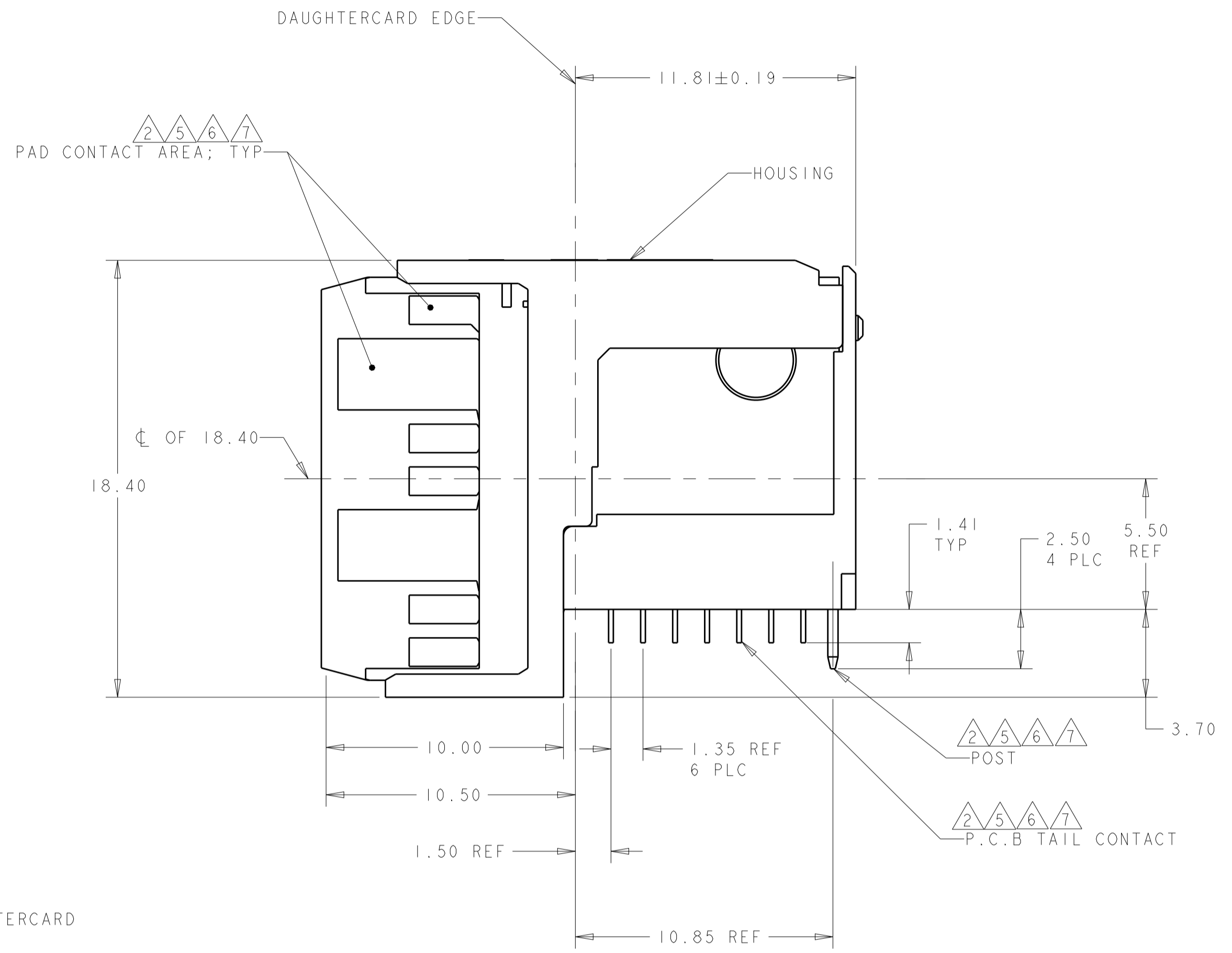
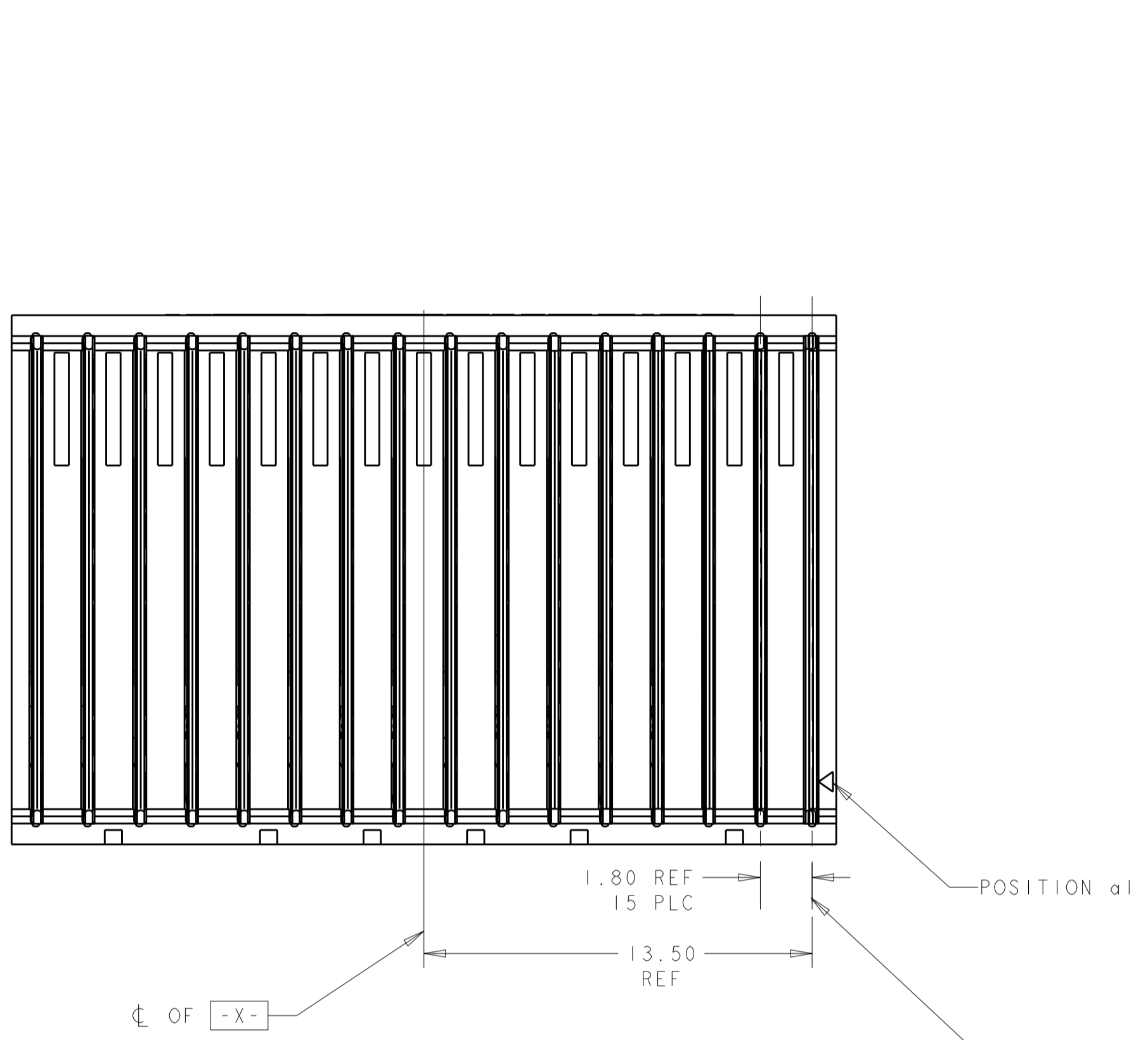
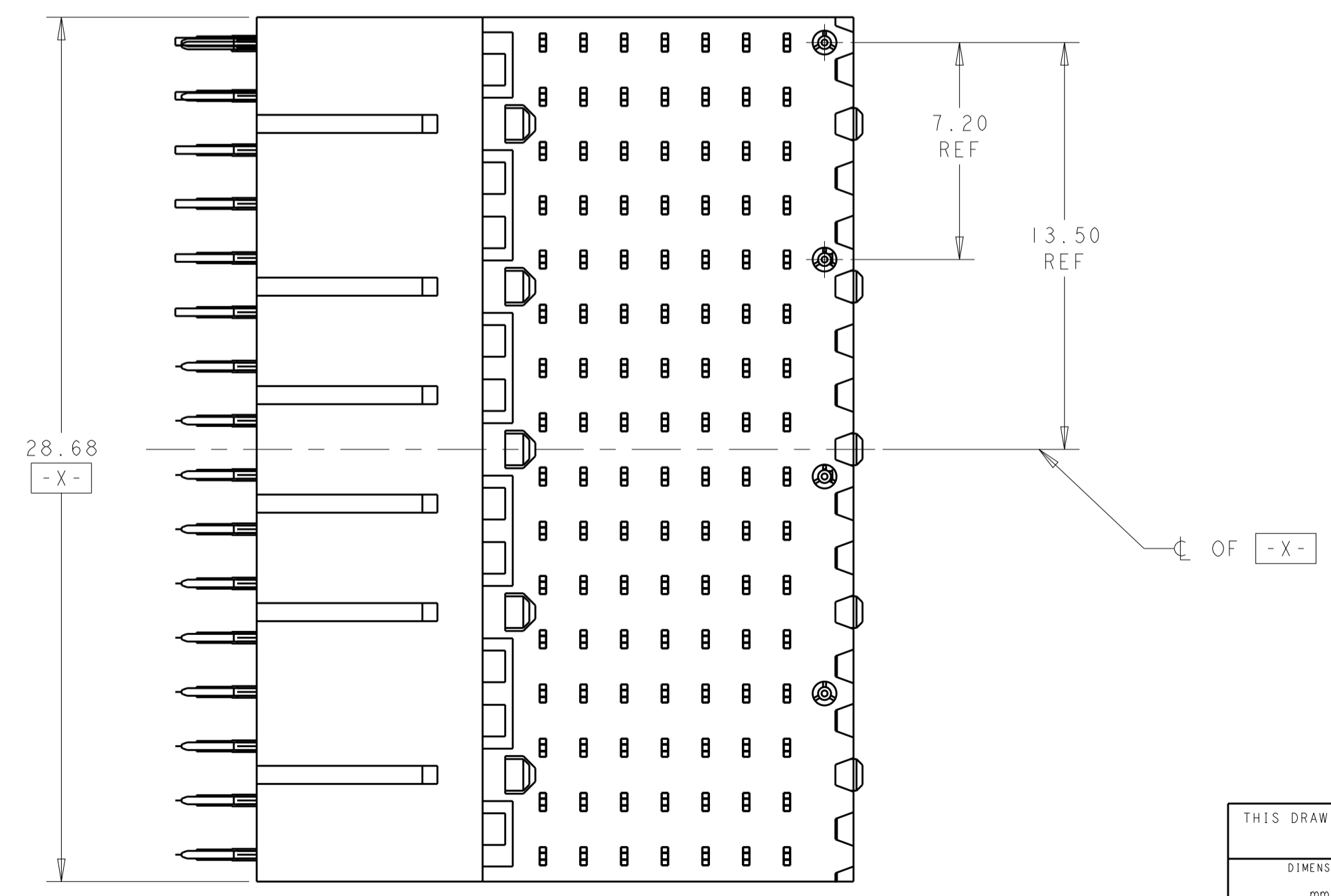
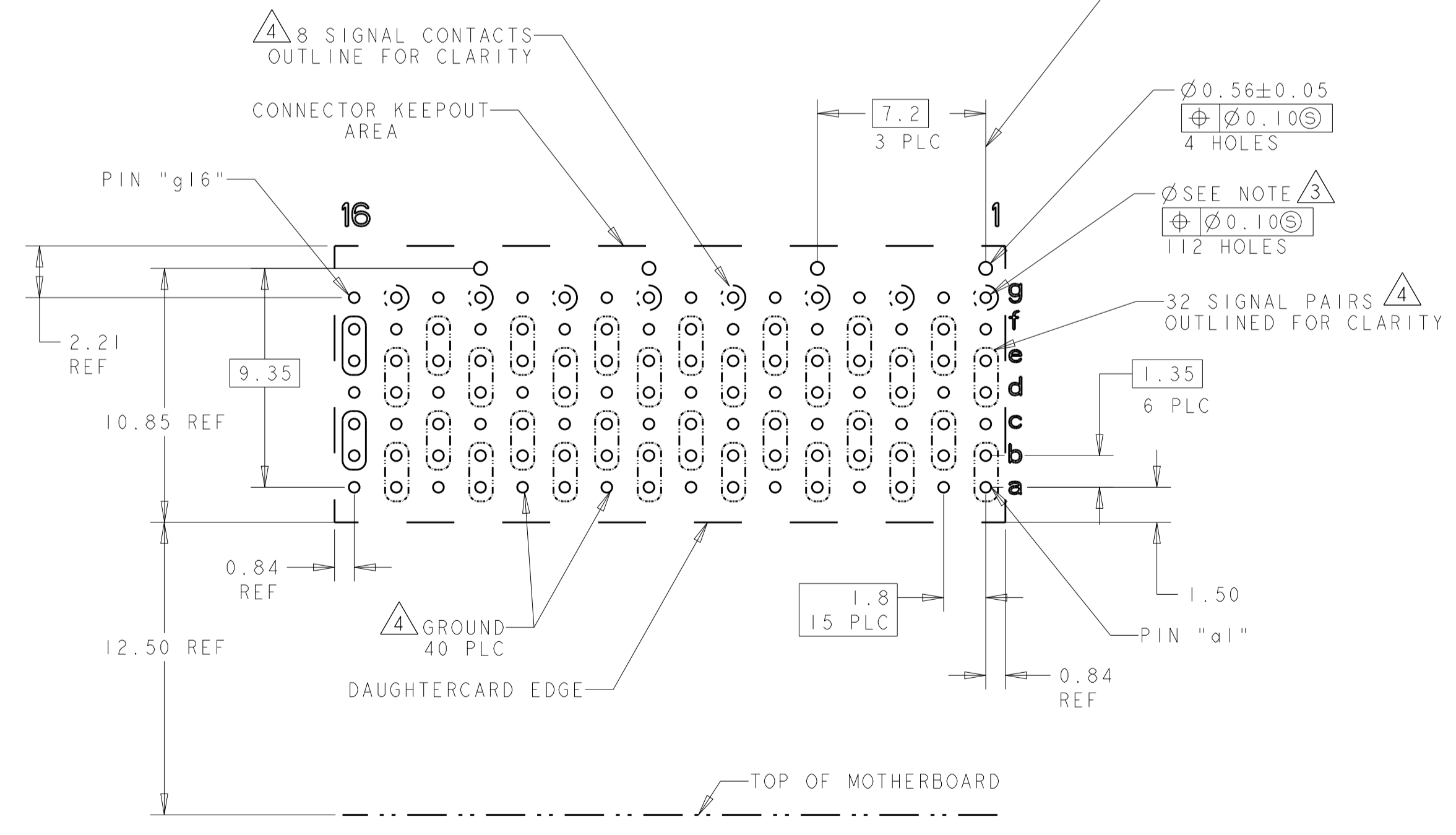


TABLE 1
INTERCONNECTIONS WITH BACKPLANE CONNECTOR 1410140

TYPICAL INTERCONNECTIONS FOR EACH EVEN-NUMBERED COLUMN (WAFER): 2, 4, 6, 8, 10, 12, 14, 16		
CONTACT USAGE	DAUGHTERCARD CONNECTOR PIN	BACKPLANE CONNECTOR PIN
SIGNAL PAIR	bx	cx
SIGNAL PAIR	cx	dx
SIGNAL PAIR	ex	gx
SIGNAL PAIR	fx	hx
GROUND	ax, dx, gx, (ALL COMMONED)	ax, bx, ex, fx, ix

TYPICAL INTERCONNECTIONS FOR EACH ODD-NUMBERED COLUMN (WAFER): 1, 3, 5, 7, 9, 11, 13, 15		
CONTACT USAGE	DAUGHTERCARD CONNECTOR PIN	BACKPLANE CONNECTOR PIN
SIGNAL PAIR	ax	ax
SIGNAL PAIR	bx	bx
SIGNAL PAIR	dx	ex
SIGNAL PAIR	ex	fx
SIGNAL PAIR	gx	ix
GROUND	cx, fx (ALL COMMONED)	cx, dx, gx, hx

NOTE: "x" DESIGNATES THE COLUMN NUMBER



PC BOARD LAYOUT (CONNECTOR SIDE)
SCALE 5:1

THIS DRAWING IS A CONTROLLED DOCUMENT.

DIMENSIONS:	TOLERANCES UNLESS OTHERWISE SPECIFIED:	OWN: R. TREA 14NOV2002	CHK: J. CONSOLI 18NOV2002
mm	0 PLC ±0.5	APPD: G. GRIFFITH 14MAR2006	NAME: RIGHT-ANGLE PLUG ASSEMBLY, 7 ROW, CENTER, 20.3mm, MultiGig RT2, DAUGHTERCARD CONNECTOR, DIFFERENTIAL
Ø	1 PLC ±0.13	PRODUCT SPEC: 108-2072	SIZE: 114-13056
PLATING	2 PLC ±0.13	APPLICATION SPEC: 114-13056	WEIGHT: -
ANGLE	3 PLC ±0.13	FINISH: #1*	REVISIONS: A 100779 C=1410187
MATERIAL	4 PLC ±0.13	SEE TABLE	CUSTOMER DRAWING
FINISH	5 PLC ±0.13		SCALE: 6:1 SHEET 1 OF 1 REV F

STC TE Connectivity

Mouser Electronics

Authorized Distributor

Click to View Pricing, Inventory, Delivery & Lifecycle Information:

[TE Connectivity:](#)

[1410187-3](#)