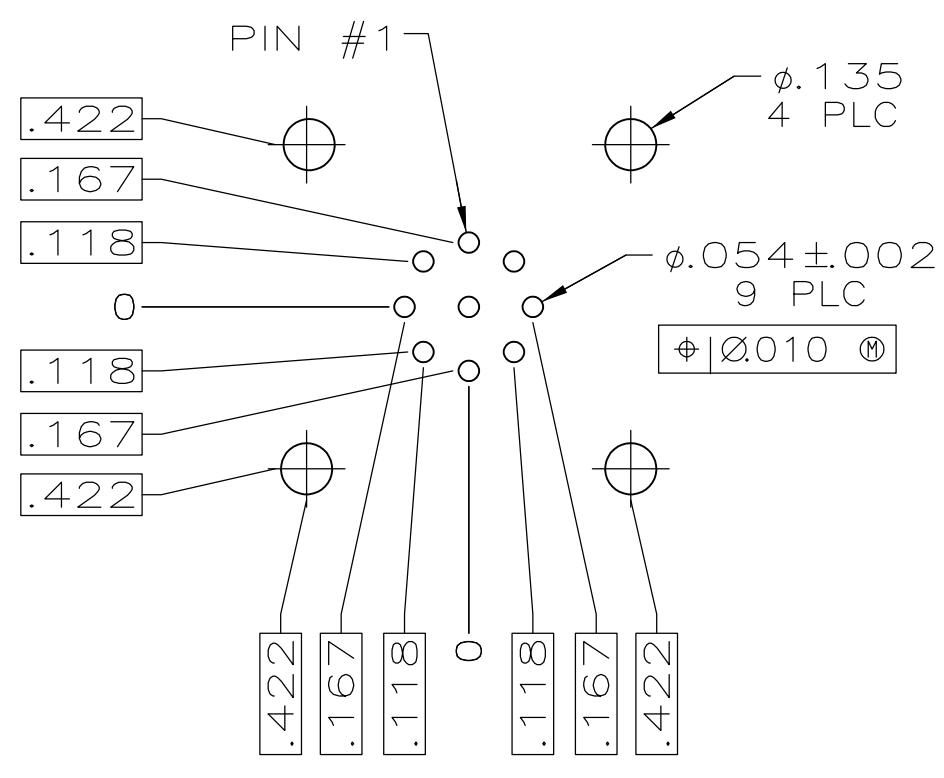
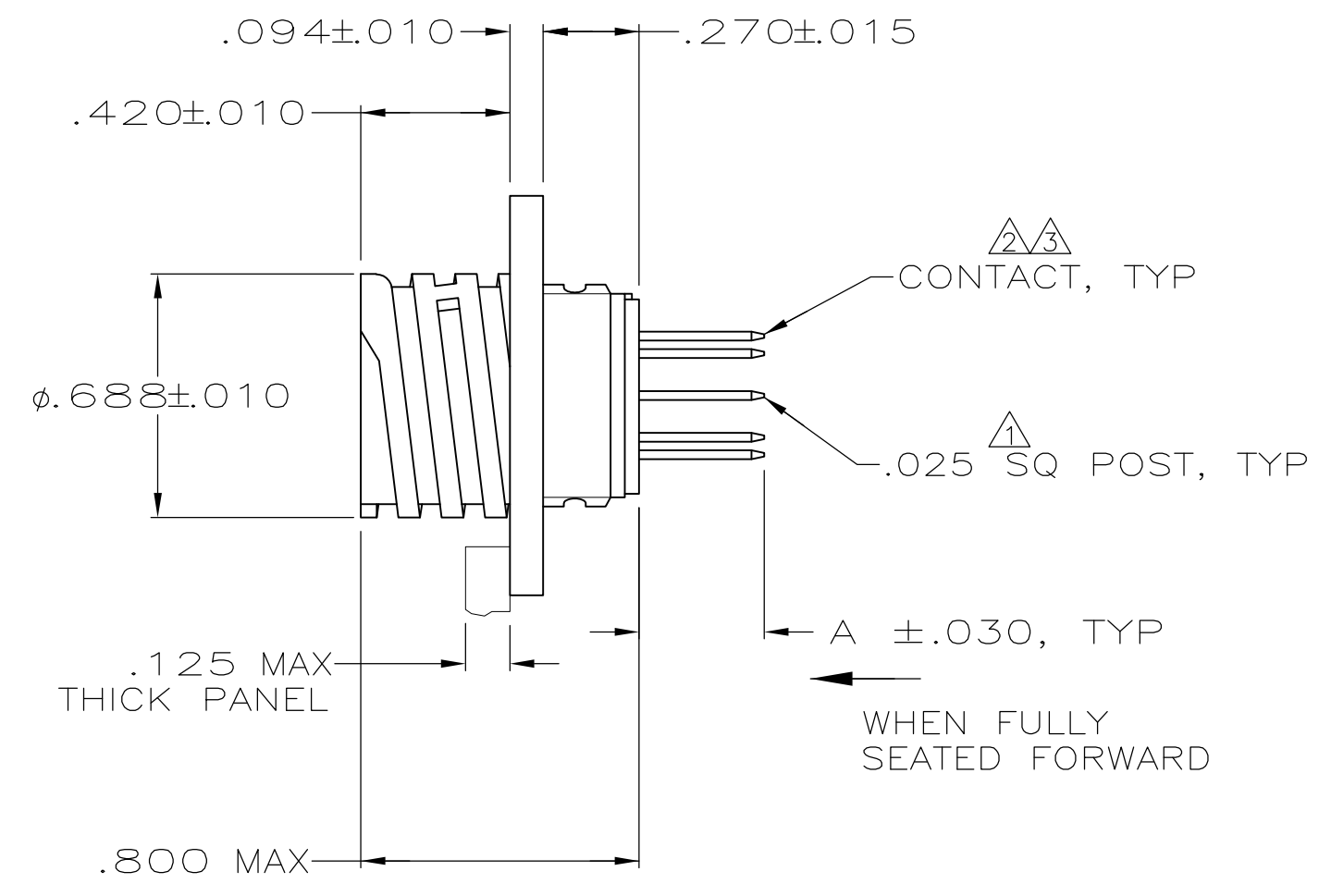
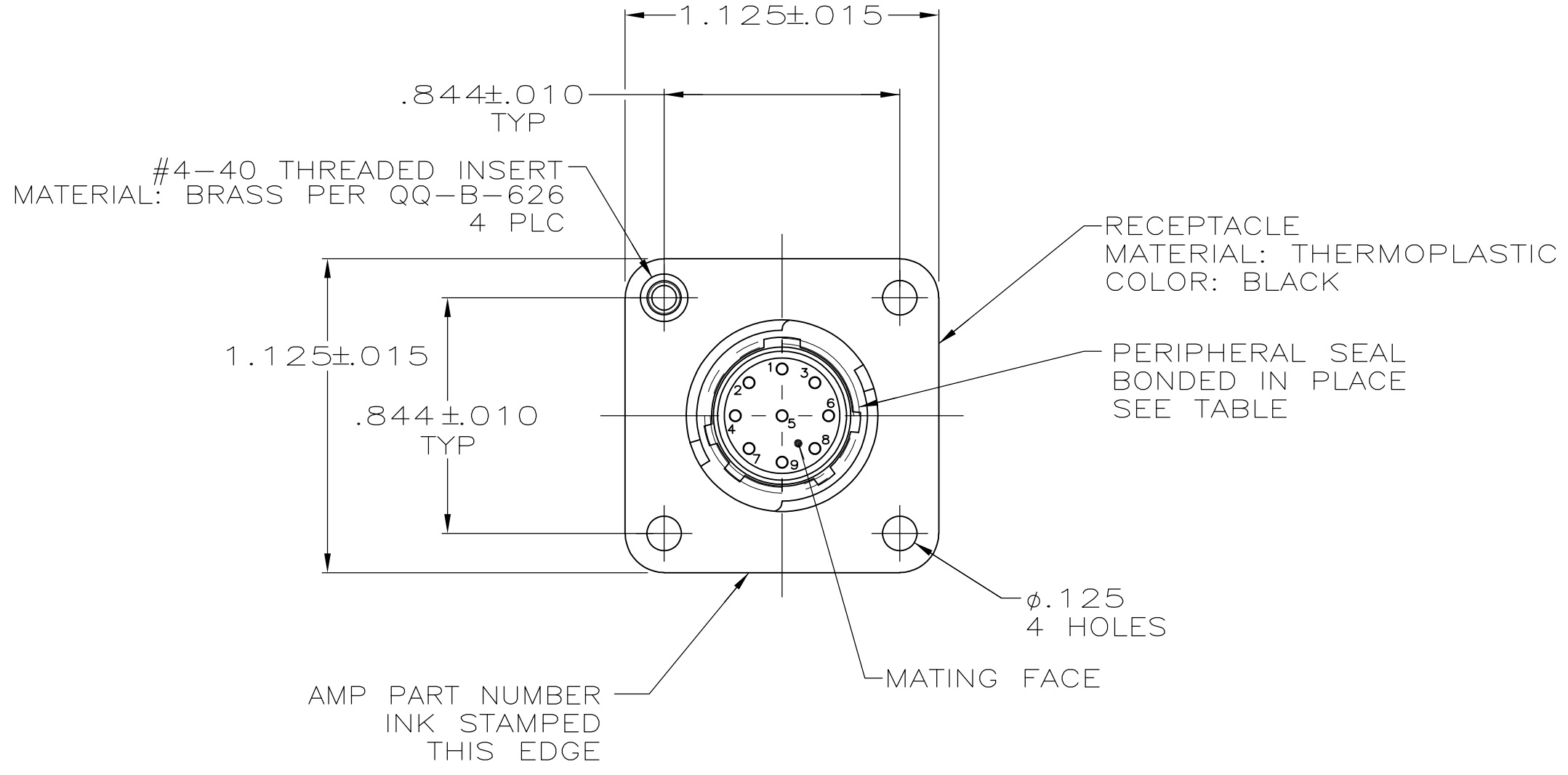


THIS DRAWING IS UNPUBLISHED. RELEASED FOR PUBLICATION  
 © COPYRIGHT - By - ALL RIGHTS RESERVED.

LOC	DIST	REVISIONS			
P	LTR	DESCRIPTION	DATE	DWN	APVD
FT	0	T1	REVISED PER ECO-11-004917	11MAR11	RK HMR

NOTES:

- ① POSTS WILL BE ORIENTED WITH SEAM TOWARD INK STAMPED EDGE, OR ROTATED 180°.
- ② .000030 MIN GOLD FOR A LENGTH OF .200 MIN FROM MATING END, .000100 MIN TIN-LEAD FOR A LENGTH OF DIMENSION 'A' FROM OPPOSITE END, ALL OVER .000050 MIN NICKEL.
- ③ .000030 MIN GOLD FOR A LENGTH OF .200 MIN FROM MATING END, .000100 MIN TIN FOR A LENGTH OF DIMENSION 'A' FROM OPPOSITE END, ALL OVER .000050 MIN NICKEL.



RECOMMENDED PC BOARD LAYOUT

	③	③	②	②	②	②	②	②	②	②	②	②	②	②	②	②	②	②
	.125	.352	.125	.796	-	-	-	.352	.574	.125	.352							
	NO	NO	YES	YES	NO	NO	NO	NO	NO	NO	NO							
	NO	NO	YES	YES	YES	NO	NO	NO	NO	NO	NO							
	1-206852-2	1-206852-1	1-206852-0	206852-9	206852-8	206852-7	206852-6	206852-5	206852-4	206852-3	206852-2	206852-1						
CONTACT FINISH	DIM A	PERIPHERAL SEAL	THREADED INSERTS	PART NUMBER														

THIS DRAWING IS A CONTROLLED DOCUMENT.

DIMENSIONS: INCHES	TOLERANCES UNLESS OTHERWISE SPECIFIED:	DWN J GALLUCCI BG 5-22-91	TE Connectivity	
		CHK W.G.LENKER 4-13-92	RECEPTACLE ASSEMBLY, POSTED, STD SEX, SERIES 2, 11-9, CPC	
	0 PLC ± -	APVD -	SIZE A2	CAGE CODE 00779
	1 PLC ± -	PRODUCT SPEC 108-10024	DRAWING NO C-206852	RESTRICTED TO -
	2 PLC ± .02	APPLICATION SPEC -	SCALE 2:1	SHEET 1 of 1
	3 PLC ± .005	WEIGHT -	REV T1	
	4 PLC ± -	CUSTOMER DRAWING		
MATERIAL SEE CALLOUT	FINISH -			