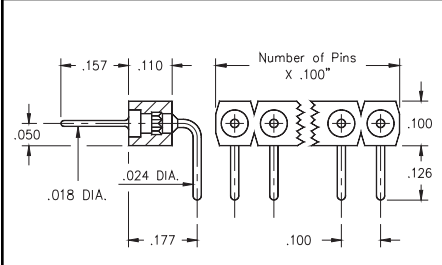
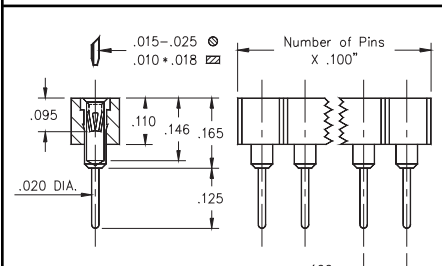


**Fig. 1**

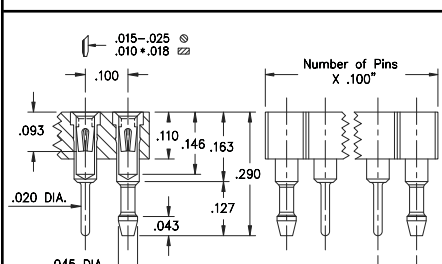
- Series 3XX are available with straight and right angle solder tails.
- Series 350 & 399...009 use MM #3404 and #5011 pins. See pages 179 & 181 for details.
- Series 301, 310 & 399...003 use MM #0156, #1001 & #1103 receptacles. See pages 136 & 137 for details.
- Receptacles use Hi-Rel, 4 finger #30 BeCu contact rated at 3 amps. See page 218 for details.
- Insulators are high temp. thermoplastic.



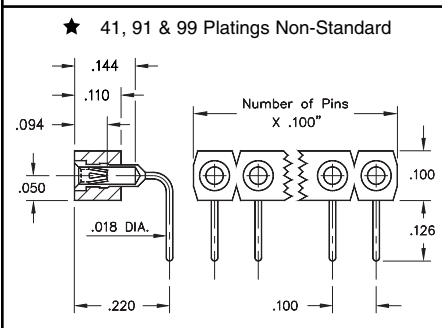
**Fig. 2**



**Fig. 3**



**Fig. 4**



**Fig. 5**

**Ordering Information**

<b>Fig. 1</b>	<b>Series 350...006</b>	<b>Straight Pin Header</b>
	350-XX-1__-00-006000 Specify # of pins → 01-64	
<b>Fig. 2</b>	<b>Series 399...009</b>	<b>Right Angle Pin Header</b>
	399-XX-1__-10-009000 Specify # of pins → 02-64	

For Electrical, Mechanical & Environmental Data, See pg. 4
XX=Plating Code See Below
For RoHS compliance select ◇ plating code.

SPECIFY PLATING CODE XX=	10◇	90	40◇	
Pin Plating	10μ" Au	200μ" Sn/Pb	200μ" Sn	

<b>Fig. 3</b>	<b>Series 310...001</b>	<b>Straight Socket</b>
	310-XX-1__-41-001000 Specify # of pins → 01-64	
<b>Fig. 4</b>	<b>Series 301...056</b>	<b>Socket w/ Retention Pegs</b>
	301-XX-1__-41-560000 Specify # of pins → 01-64	
<b>Fig. 5</b>	<b>Series 399...003</b>	<b>Right Angle Socket</b>
	399-XX-1__-10-003000 Specify # of pins → 01-64	

For Electrical, Mechanical & Environmental Data, See pg. 4
XX=Plating Code See Below
For RoHS compliance select ◇ plating code.

SPECIFY PLATING CODE XX=	13◇	91	93	99	41◇	43◇	44◇
Sleeve (Pin)	10μ" Au	200μ" Sn/Pb	200μ" Sn/Pb	200μ" Sn/Pb	200μ" Sn	200μ" Sn	200μ" Sn
Contact (Clip)	30μ" Au	10μ" Au	30μ" Au	200μ" Sn/Pb	10μ" Au	30μ" Au	200μ" Sn