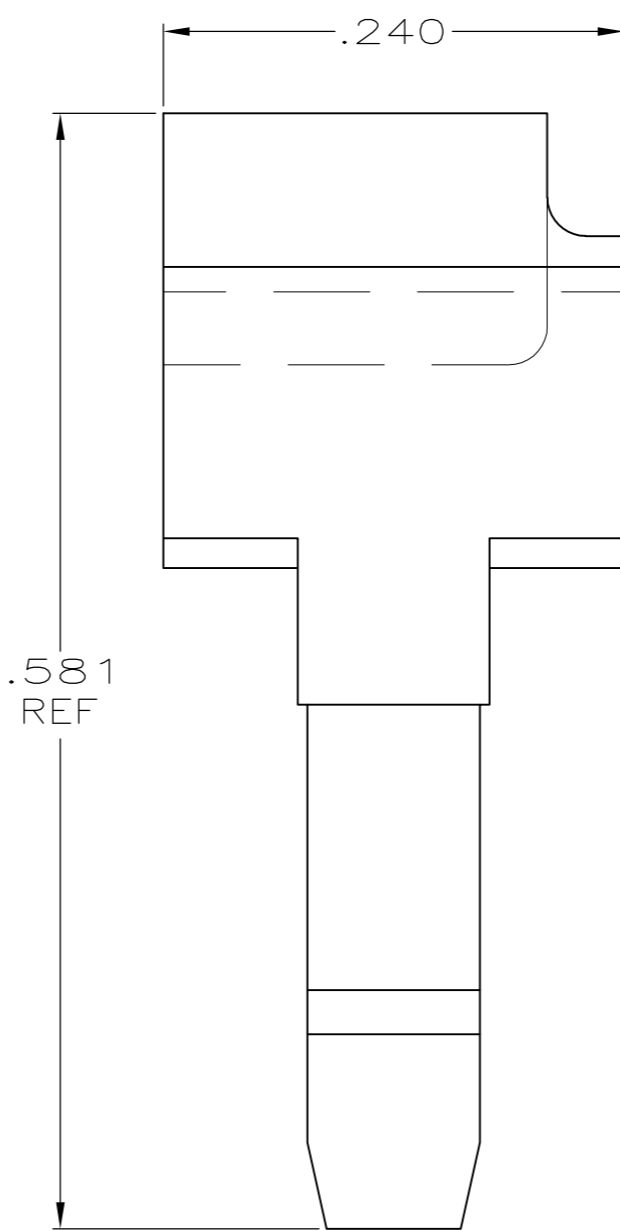
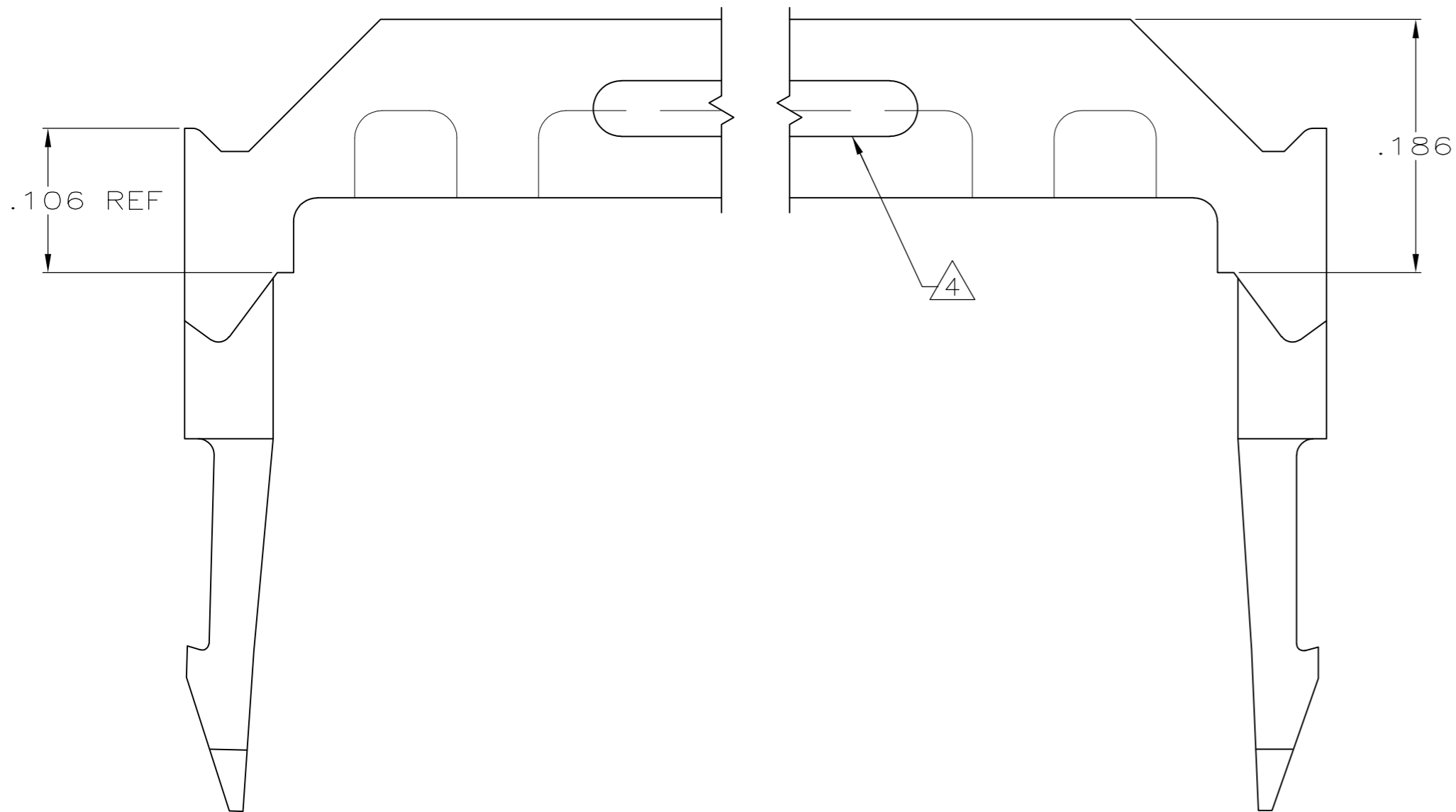
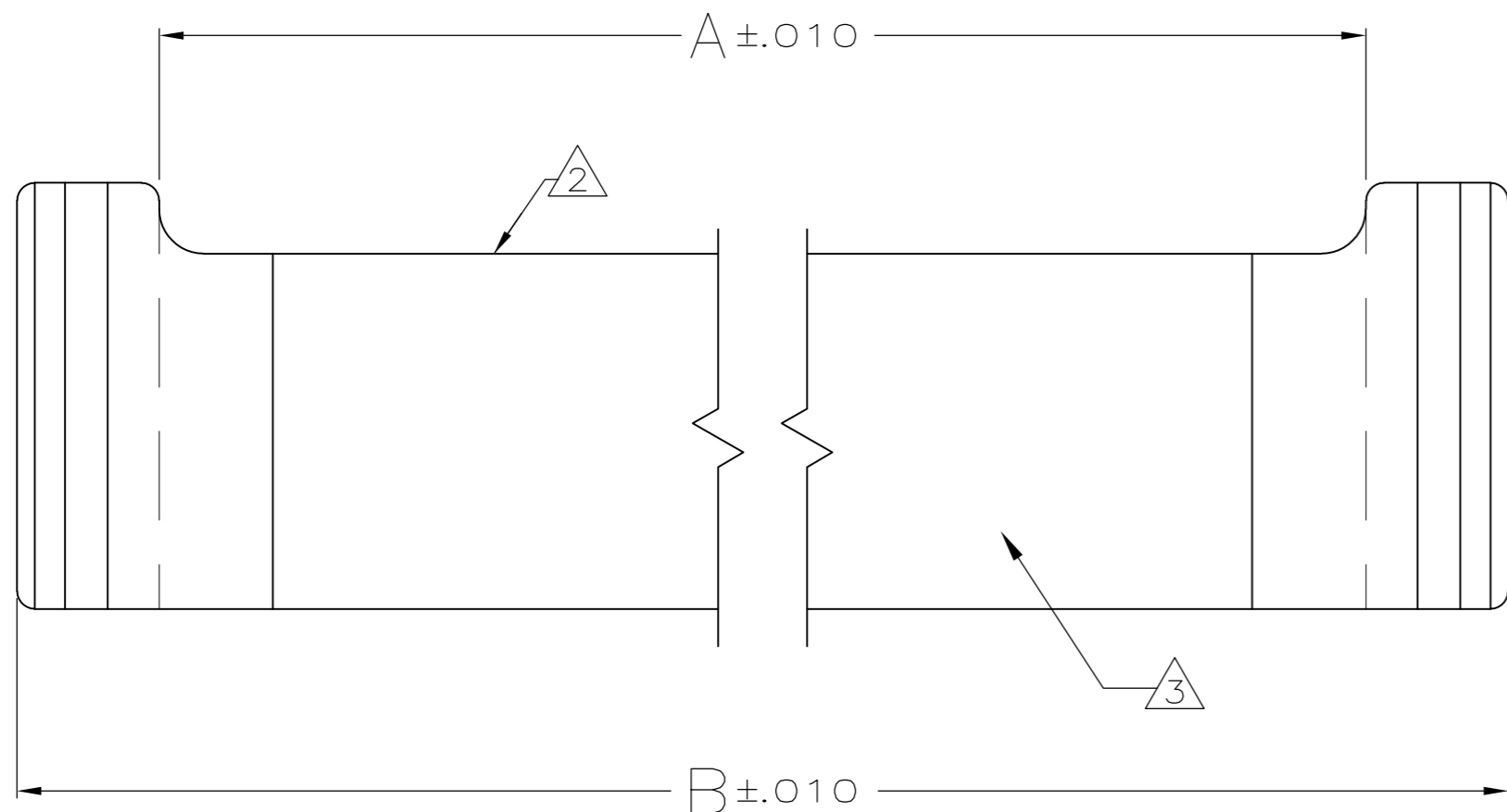


THIS DRAWING IS UNPUBLISHED. RELEASED FOR PUBLICATION
 © COPYRIGHT BY TYCO ELECTRONICS CORPORATION. ALL RIGHTS RESERVED.

LOC	DIST	REVISIONS			
P	LTR	DESCRIPTION	DATE	DWN	APVD
GP	00	H2	REVISED PER ECO 07-010139	01JUN07	JDP/CWR



- ① MATERIAL: FLAME RETARDANT THERMOPLASTIC, COLOR: BLACK.
- ② AMP TRADEMARK, MOLD CAVITY LETTER, AND MANUFACTURING ORIGIN (OPTIONAL) TO BE MOLDED ON THIS SURFACE.
- ③ ALTERNATE LOCATION FOR AMP TRADEMARK AND CAVITY ID.
- ④ CORING SLOTS IN BOTH SIDES AS INDICATED, OR IN UNDERSIDE OF PART.

1.990	1.834	36	1-499252-5
1.290	1.134	22	1-499252-4
3.390	3.234	64	1-499252-3
1.690	1.534	30	1-499252-2
2.390	2.234	44	1-499252-1
1.390	1.234	24	1-499252-0
.890	.734	14	499252-9
.990	.834	16	499252-8
3.190	3.034	60	499252-7
1.890	1.734	34	499252-6
.690	.534	10	499252-5
2.690	2.534	50	499252-4
1.490	1.334	26	499252-3
1.190	1.034	20	499252-2
2.190	2.034	40	499252-1
B	A	NO OF POSN	PART NUMBER

THIS DRAWING IS A CONTROLLED DOCUMENT.		DWN	2-23-90	Tyco Electronics Corporation	
DIMENSIONS: INCHES		CHK	J GALLUCCI BG	Harrisburg, PA 17105-3608	
TOLERANCES UNLESS OTHERWISE SPECIFIED:		APVD	H.MOLL	NAME	
0 PLC ± -		PRODUCT SPEC	-	STRAIN RELIEF, RECEPTACLE CONNECTOR, FLAT CABLE, AMP-LATCH	
1 PLC ± -		APPLICATION SPEC	-	SIZE	RESTRICTED TO
2 PLC ± -		WEIGHT	-	A2	-
3 PLC ± .005		CUSTOMER DRAWING	-	CAGE CODE	00779
4 PLC ± -		SCALE	15:1	DRAWING NO	C=499252
ANGLES ± -		SHEET	1 of 1	REV	H2
FINISH		REV			