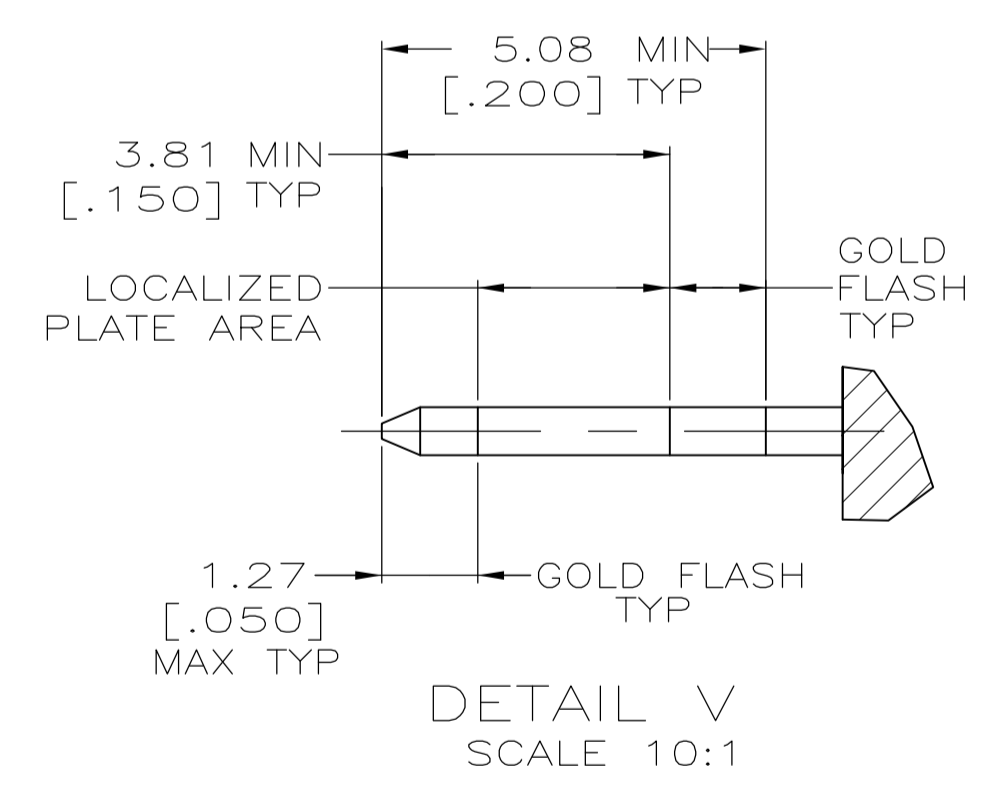
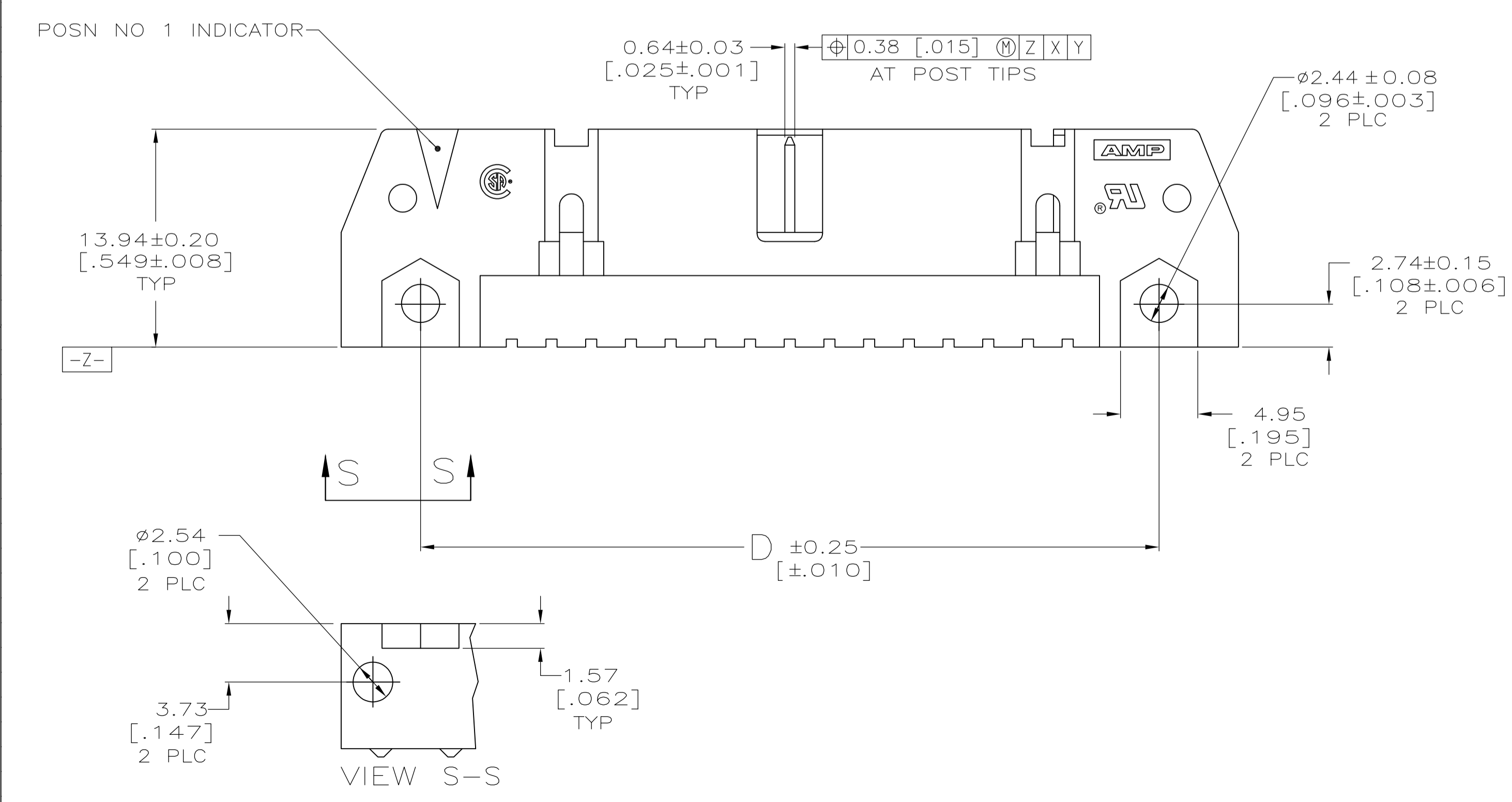
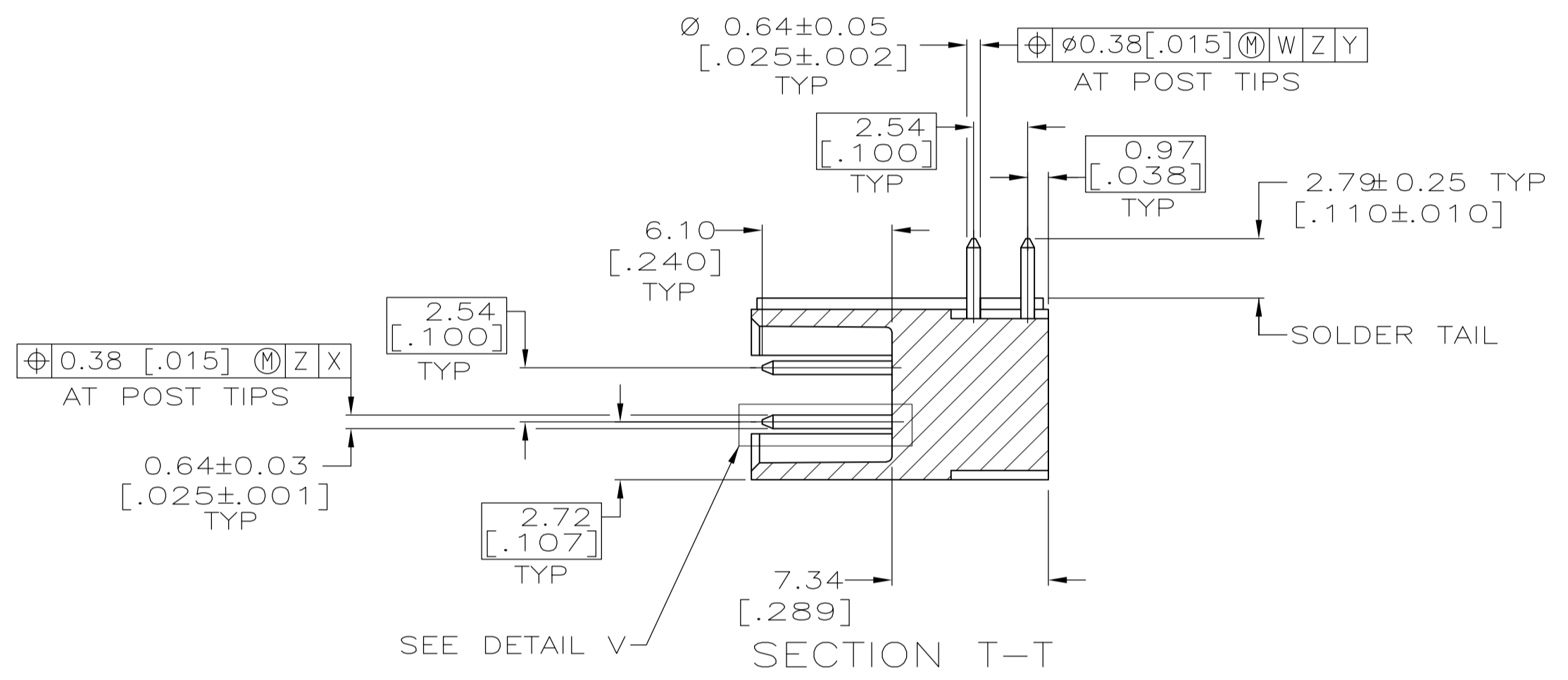
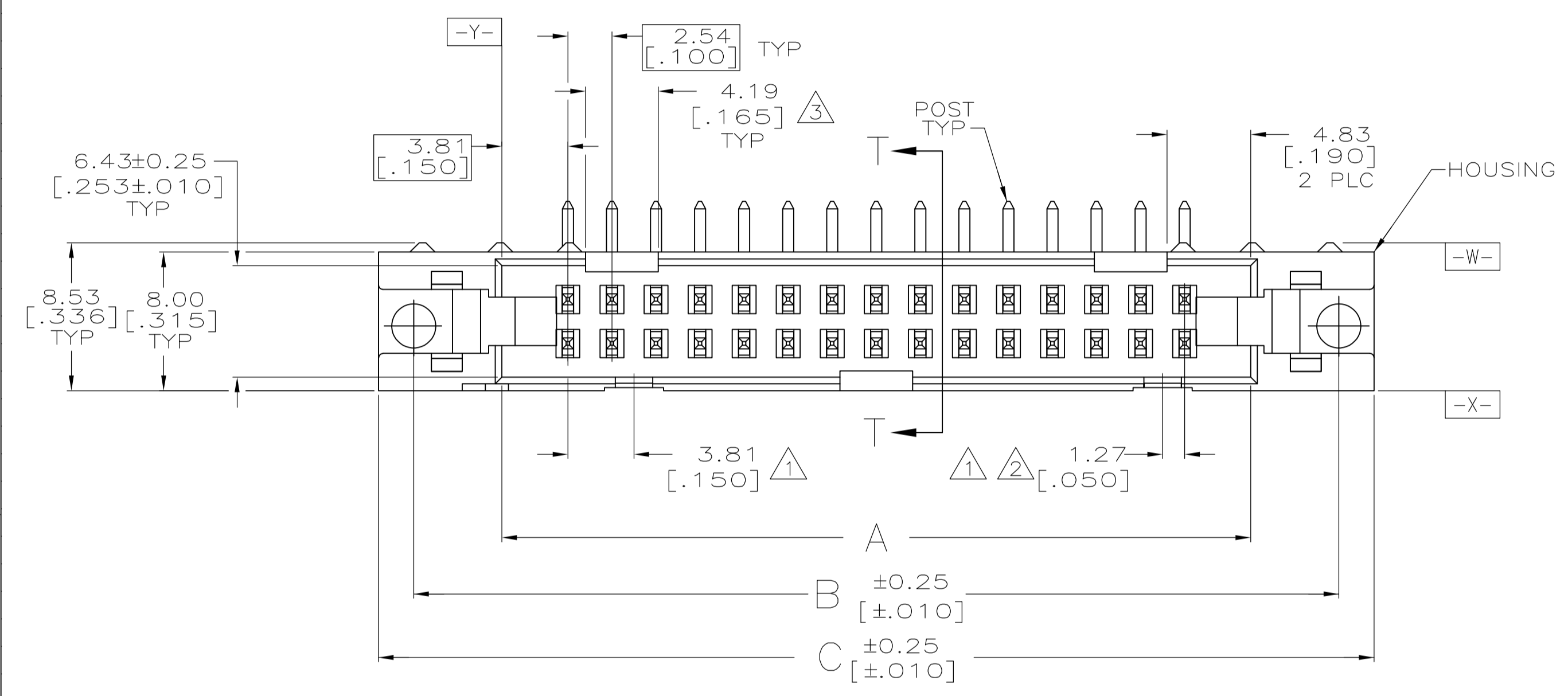


- 1. COORDINATE DIMENSION APPLIES FROM BASIC LOCATION.
 - 2. 10 AND 14 POSITION SIZES CONTAIN ONLY ONE SLOT FOR SNAP-IN POLARIZER (MILITARY POLARIZATION) LOCATED AS SHOWN.
 - 3. 10 POSITION SIZES CONTAIN ONLY ONE SLOT FOR DUAL POLARIZATION, LOCATED AS SHOWN.
 - 4. RECOMMENDED PRINTED CIRCUIT BOARD THICKNESS IS 1.57 [.062].
 - 5. MATERIAL:
HOUSING: GLASS FILLED NYLON OR POLYESTER, UL94V-0 RATED, BLACK.
POSTS: BRASS.
 - 6. POSTS: GOLD FLASH OVER 0.38μm[.000015] MIN PALLADIUM-NICKEL PLATE ON THE LOCALIZED PLATE AREA, 2.54μm[.000100] MIN TIN PLATE ON THE SOLDER-TAILS, 1.27μm[.000050] MIN NICKEL UNDERPLATE ON THE ENTIRE POST.
-OR-
0.38μm[.000015] MIN GOLD PLATE ON THE LOCALIZED PLATE AREA, 2.54μm[.000100] MIN TIN PLATE ON THE SOLDER-TAILS, 1.27μm[.000050] MIN NICKEL UNDERPLATE ON THE ENTIRE POST.
- ▲ DATUMS -M- & -N- TO BE ESTABLISHED BY CUSTOMER.



78.74	90.42	90.42	100.58	96.52	86.36	64	1-5102159-2
[3.100]	[3.560]	[3.560]	[3.960]	[3.800]	[3.400]		
73.66	85.34	85.34	95.50	91.44	81.28	60	1-5102159-1
[2.900]	[3.360]	[3.360]	[3.760]	[3.600]	[3.200]		
60.96	72.64	72.64	82.80	78.74	68.58	50	1-5102159-0
[2.400]	[2.860]	[2.860]	[3.260]	[3.100]	[2.700]		
48.26	59.94	59.94	70.10	66.04	55.88	40	5102159-9
[1.900]	[2.360]	[2.360]	[2.760]	[2.600]	[2.200]		
40.64	52.32	52.32	62.48	58.42	48.26	34	5102159-8
[1.600]	[2.060]	[2.060]	[2.460]	[2.300]	[1.900]		
35.56	47.24	47.24	57.40	53.34	43.18	30	5102159-7
[1.400]	[1.860]	[1.860]	[2.260]	[2.100]	[1.700]		
30.48	42.16	42.16	52.32	48.26	38.10	26	5102159-6
[1.200]	[1.660]	[1.660]	[2.060]	[1.900]	[1.500]		
27.94	39.62	39.62	49.78	45.72	35.56	24	5102159-5
[1.100]	[1.560]	[1.560]	[1.960]	[1.800]	[1.400]		
22.86	34.54	34.54	44.70	40.64	30.48	20	5102159-4
[.900]	[1.360]	[1.360]	[1.760]	[1.600]	[1.200]		
17.78	29.46	29.46	39.62	35.56	25.40	16	5102159-3
[.700]	[1.160]	[1.160]	[1.560]	[1.400]	[1.000]		
15.24	26.92	26.92	37.08	33.02	22.86	14	5102159-2
[.600]	[1.060]	[1.060]	[1.460]	[1.300]	[.900]		
10.16	21.84	21.84	32.00	27.94	17.78	10	5102159-1
[.400]	[.860]	[.860]	[1.260]	[1.100]	[.700]		
F	E	D	C	B	A	NO OF POSN	PART NUMBER

THIS DRAWING IS A CONTROLLED DOCUMENT.

DIMENSIONS: mm (INCHES)	TOLERANCES UNLESS OTHERWISE SPECIFIED:	APVD: M. WALMSLEY	DATE: 01-06-05	NAME: Tyco Electronics Corporation
0 PLC ± -	1 PLC ± -	2 PLC ± -	3 PLC ± 0.13[.005]	4 PLC ± -
ANGLES ± -				
MATERIAL: 5	FINISH: 6	SIZE: A1	CAGE CODE: 00779	DRAWING NO: 5102159
CUSTOMER DRAWING		SCALE: 4:1	SHEET: 1 of 1	REV: C