


# Solid Tantalum Chip Capacitors

## TANTAMOUNT<sup>®</sup>, Low Profile, Conformal Coated, Maximum CV


**FEATURES**

- New robust 6.3 V ratings for battery operated wireless applications
- 1.0 mm to 2.5 mm height
- Terminations: Lead (Pb)-free (2) standard
- Low impedance
- 8 mm, 12 mm tape and reel packaging available per EIA 481-1 and reeling per IEC 286-3. 7" [178 mm] standard. 13" [330 mm] available.
- Case code compatibility with EIA 535BAAC and CECC30801 molded chips
- Compliant to RoHS Directive 2002/95/EC


**RoHS\***  
COMPLIANT

**PERFORMANCE CHARACTERISTICS**
**Operating Temperature:** - 55 °C to + 85 °C  
(To + 125 °C with voltage derating)

**Note**

- Refer to Doc. 40088

**Capacitance Range:** 1 µF to 2200 µF

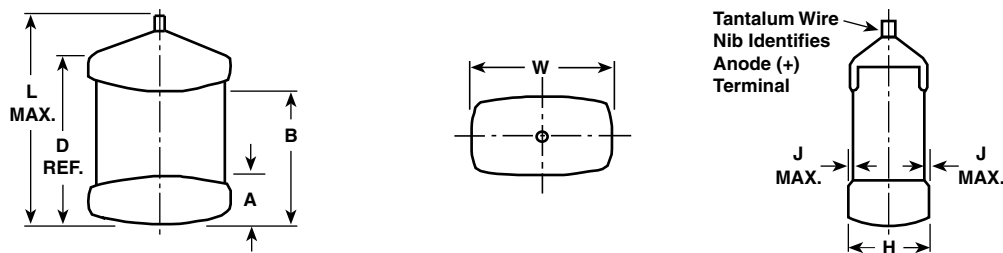
**Capacitance Tolerance:** ± 10 %, ± 20 % standard

**Voltage Rating:** 4 WV<sub>DC</sub> to 50 WV<sub>DC</sub>

<b>ORDERING INFORMATION</b>							
592D	106	X0	010	B	2	T	15H
TYPE	CAPACITANCE	CAPACITANCE TOLERANCE	DC VOLTAGE RATING AT + 85 °C	CASE CODE	TERMINATION	REEL SIZE AND PACKAGING	SUFFIX
	This is expressed in picofarads. The first two digits are the significant figures. The third is the number of zeros to follow.	<b>X0 = ± 20 %</b> <b>X9 = ± 10 %</b>	This is expressed in volts. To complete the three-digit block, zeros precede the voltage rating. A decimal point is indicated by an "R" (6R3 = 6.3 V).	See ratings and case codes table	<b>2 = 100 % tin</b> 4 = Gold plated 8 = Solder plated 60/40 Special order	<b>T = Tape and reel</b> <b>7" [178 mm] reel</b> W = 13" [330 mm] reel	Maximum height (mm) see dimensions

**Notes**

- Preferred tolerance and reel sizes are in bold
- We reserve the right to supply higher voltage ratings and tighter capacitance tolerance capacitors in the same case size
- Voltage substitutions will be marked with the higher voltage rating

**DIMENSIONS** in inches [millimeters]


CASE CODE	SUFFIX	H	L (MAX.)	W	A	B	D (REF.)	J (MAX.)
A	12H	0.047 [1.2] Max.	0.146 [3.7]	0.072 ± 0.012 [1.8 ± 0.3]	0.031 ± 0.012 [0.80 ± 0.3]	0.087 ± 0.016 [2.2 ± 0.4]	0.115 [2.9]	0.004 [0.1]
A	15H	0.047 ± 0.012 [1.2 ± 0.3]						
B	15H	0.047 ± 0.012 [1.2 ± 0.3]	0.158 [4.0]	0.110 ± 0.012 [2.8 ± 0.3]	0.031 ± 0.012 [0.80 ± 0.3]	0.097 ± 0.016 [2.5 ± 0.4]	0.139 [3.5]	0.004 [0.1]
B	20H	0.079 [2.0] Max.						
B	13H	0.057 [1.3] Max.						

**Note**

- The anode termination (D less B) will be a minimum of 0.012" [0.3 mm]

\* Pb containing terminations are not RoHS compliant, exemptions may apply



DIMENSIONS in inches [millimeters]								
CASE CODE	SUFFIX	H	L (MAX.)	W	A	B	D (REF.)	J (MAX.)
C	12H	0.047 [1.2] Max.	0.281 [7.1]	0.126 ± 0.012 [3.2 ± 0.3]	0.051 ± 0.012 [1.3 ± 0.3]	0.180 ± 0.024 [4.4 ± 0.6]	0.238 [6.0]	0.004 [0.1]
C	14H	0.055 [1.4] Max.						
C	15H	0.047 ± 0.012 [1.2 ± 0.3]						
C	16H	0.063 [1.6] Max.						
C	20H	0.079 [2.0] Max.						
D	13H	0.051 [1.3] Max.	0.298 [7.5]	0.170 ± 0.012 [4.3 ± 0.3]	0.051 ± 0.012 [1.3 ± 0.3]	0.180 ± 0.024 [4.6 ± 0.6]	0.254 [6.4]	0.004 [0.1]
D	15H	0.047 ± 0.012 [1.2 ± 0.3]						
D	18H	0.071 [1.8] Max.						
D	20H	0.079 [2.0] Max.						
M	20H	0.079 [2.0] Max.		0.247 ± 0.012 [6.3 ± 0.3]			0.264 [6.7]	
R	12H	0.047 [1.2] Max.	0.285 [7.2]	0.235 ± 0.012/- 0.024 [6.0 ± 0.3/- 0.6]	0.051 ± 0.012 [1.3 ± 0.3]	0.180 ± 0.024 [4.6 ± 0.6]	0.246 [6.2]	0.004 [0.1]
R	15H	0.047 ± 0.012 [1.2 ± 0.3]						
R	20H	0.079 [2.0] Max.						
R	22H	0.056 [2.2] Max.						
S	12H	0.047 [1.2] Max.	0.126 ± 0.012 [3.2 ± 0.3]	0.063 ± 0.012 [1.6 ± 0.3]	0.031 ± 0.012 [0.8 ± 0.3]	0.079 ± 0.012 [2.0 ± 0.3]	0.087 [2.2]	0.004 [0.1]
S	13H	0.047 ± 0.012 [1.2 ± 0.3]						
X	16H	0.063 [1.6] Max.	0.575 [14.5]	0.290 ± 0.010/- 0.020 [7.37 ± 0.25/- 0.5]	0.051 ± 0.016 [1.3 ± 0.4]	0.470 ± 0.024 [11.9 ± 0.6]	0.524 [13.2]	0.004 [0.1]
X	18H	0.071 [1.8] Max.						
X	20H	0.079 [2.0] Max.						
X	21H	0.083 [2.1] Max.						
X	25H	0.098 [2.5] Max.						

**Note**

- The anode termination (D less B) will be a minimum of 0.012" [0.3 mm]

RATINGS AND CASE CODES								
µF	4 V	6.3 V	10 V	16 V	20 V	25 V	35 V	50 V
1.0							A/B	B
1.5							B	
2.2					A	A/B	B/C	C
3.3						B/C	C/D	C
4.7			A	A	A/B	C	B/C/D/R	C/R
6.8			A	A/B	B/C	C/D	D/R	R
10		A	A/B	B/C	B/C/D	B/D/R	R	R
15		A/B	B	B/C/D	C/D/R	R		
22	A/B	A/B	A/B/C	B/C/D	B/D/R			
33	B	A/B/C/S	C/D	B/C/D/R	R			
47	C	A/B/C/D	B/D/R	B/C/R				
68	B/C/D	B/C/D/R	B/C/D/R	C/D		R		
100	A/B/C/D/R	B/C/D/R	B/C/D/R	C/D				
120		C						
150	B/C/D/R	C/D/R	C/D	D/R				
220	C/D/R	C/D/R	D/R	R				
330	C/D	C/D/R	D/R					
470	C/D/R	C/D/R						
680	D/R	R	X					
1000	R	R/X						
1500	X	M/R/X						
2200	X	X						



Solid Tantalum Chip Capacitors TANTAMOUNT®  
Low Profile, Conformal Coated, Maximum CV

Vishay Sprague

STANDARD RATINGS						
CAPACITANCE ( $\mu$ F)	CASE CODE	PART NUMBER (1)	MAX. DCL AT + 25 °C ( $\mu$ A)	MAX. DF AT + 25 °C 120 Hz (%)	MAX. ESR AT + 25 °C 100 kHz ( $\Omega$ )	MAX. RIPPLE 100 kHz $I_{RMS}$ (A)
<b>4 WV<sub>DC</sub> AT + 85 °C, 2.7 WV<sub>DC</sub> AT + 125 °C</b>						
22	A	592D226X_004A2_15H	0.9	6	2.40	0.16
22	B	592D226X_004B2_15H	0.9	6	1.60	0.22
33	B	592D336X_004B2_15H	1.3	6	1.60	0.22
47	C	592D476X_004C2_15H	1.9	6	0.40	0.50
68	B	592D686X_004B2_15H	2.7	6	1.40	0.24
68	C	592D686X_004C2_15H	2.7	6	0.35	0.53
68	D	592D686X_004D2_15H	2.7	6	0.27	0.68
100	A	592D107X_004A2_12H	4.0	24	1.00	0.24
100	B	592D107X_004B2_20H	4.0	8	0.45	0.42
100	C	592D107X_004C2_15H	4.0	8	0.45	0.47
100	D	592D107X_004D2_15H	4.0	8	0.35	0.60
100	R	592D107X_004R2_15H	4.0	8	0.26	0.76
150	B	592D157X_004B2_20H	6.0	8	0.45	0.42
150	C	592D157X_004C2_15H	6.0	8	0.45	0.47
150	D	592D157X_004D2_15H	6.0	8	0.36	0.59
150	R	592D157X_004R2_15H	6.0	8	0.25	0.77
220	C	592D227X_004C2_20H	8.8	8	0.20	0.74
220	D	592D227X_004D2_15H	8.8	8	0.20	0.79
220	R	592D227X_004R2_15H	8.8	8	0.19	0.89
330	C	592D337X_004C2_20H	13.2	8	0.12	0.96
330	D	592D337X_004D2_20H	13.2	8	0.12	1.02
470	C	592D477X_004C2_20H	18.8	8	0.10	1.05
470	D	592D477X_004D2_14H	18.8	8	0.14	0.95
470	D	592D477X_004D2_15H	18.8	8	0.14	0.94
470	D	592D477X_004D2_20H	18.8	8	0.10	1.18
470	R	592D477X_004R2_20H	18.8	10	0.10	1.32
680	D	592D687X_004D2_20H	27.2	12	0.10	1.18
680	R	592D687X_004R2_20H	27.2	12	0.10	1.32
1000	R	592D108X_004R2_20H	40.0	14	0.20	0.94
1500	X	592D158X_004X2_20H	60.0	20	0.04	2.09
2200	X	592D228X_004X2_20H	88.0	25	0.055	1.78
2200	X	592D228X_004X2_25H	88.0	25	0.04	2.12
<b>6.3 WV<sub>DC</sub> AT + 85 °C, 4 WV<sub>DC</sub> AT + 125 °C</b>						
10	A	592D106X_6R3A2_15H	0.60	6	2.70	0.15
15	A	592D156X_6R3A2_15H	0.9	6	2.50	0.15
15	B	592D156X_6R3B2_15H	0.9	6	1.70	0.22
22	A	592D226X_6R3A2_10H	1.4	12	4.00	0.12
22	A	592D226X_6R3A2_13H	1.4	6	1.50	0.20
22	A	592D226X_6R3A2_15H	1.4	6	1.50	0.20
22	B	592D226X_6R3B2_15H	1.4	6	1.50	0.23
33	A	592D336X_6R3A2_15H	2.1	6	1.70	0.19
33	B	592D336X_6R3B2_15H	2.1	6	1.40	0.24
33	C	592D336X_6R3C2_15H	2.1	6	0.40	0.50
33	S	592D336X_6R3S2_12H	2.1	10	2.00	0.17
47	A	592D476X_6R3A2_13H	2.7	14	2.00	0.17
47	A	592D476X_6R3A2_15H	2.7	14	2.00	0.17
47	B	592D476X_6R3B2_12H	3.0	8	1.40	0.24
47	B	592D476X_6R3B2_15H	3.0	8	1.40	0.24
47	C	592D476X_6R3C2_15H	3.0	6	0.40	0.50
47	D	592D476X_6R3D2_15H	3.0	6	0.30	0.65
68	B	592D686X_6R3B2_13H	4.3	8	0.60	0.36
68	B	592D686X_6R3B2_15H	4.3	8	0.60	0.37
68	B	592D686X_6R3B2_20H	4.3	6	0.50	0.40
68	C	592D686X_6R3C2_14H	3.9	6	0.38	0.46
68	C	592D686X_6R3C2_15H	4.3	6	0.38	0.51
68	D	592D686X_6R3D2_15H	4.3	6	0.27	0.68
68	R	592D686X_6R3R2_15H	4.3	6	0.20	0.87



STANDARD RATINGS						
CAPACITANCE ( $\mu\text{F}$ )	CASE CODE	PART NUMBER (1)	MAX. DCL AT + 25 °C ( $\mu\text{A}$ )	MAX. DF AT + 25 °C 120 Hz (%)	MAX. ESR AT + 25 °C 100 kHz ( $\Omega$ )	MAX. RIPPLE 100 kHz $I_{\text{RMS}}$ (A)
<b>6.3 WV<sub>DC</sub> AT + 85 °C, 4 WV<sub>DC</sub> AT + 125 °C</b>						
100	B	592D107X_6R3B2_15H	6.3	8	1.00	0.28
100	B	592D107X_6R3B2_20H	6.3	8	0.45	0.42
100	C	592D107X_6R3C2_15H	6.3	8	0.38	0.51
100	C	592D107X_6W3C2_15H	6.3	8	0.38	0.51
100	D	592D107X_6R3D2_15H	6.3	8	0.26	0.69
100	R	592D107X_6R3R2_15H	6.3	8	0.20	0.87
100	R	592D107X_6W3R2_15H	6.3	8	0.20	0.87
120	C	592D127X_6R3C2_20H	7.2	8	0.20	0.74
150	C	592D157X_6R3C2_20H	9.5	8	0.19	0.76
150	D	592D157X_6R3D2_15H	9.5	8	0.25	0.71
150	R	592D157X_6W3R2_15H	9.5	8	0.20	0.87
150	R	592D157X_6R3R2_15H	9.5	8	0.20	0.87
220	C	592D227X_6R3C2_18H	13.9	8	0.15	0.86
220	C	592D227X_6R3C2_20H	13.9	8	0.15	0.86
220	C	592D227X_6W3C2_20H	13.9	8	0.15	0.86
220	D	592D227X_6R3D2_15H	13.9	8	0.22	0.75
220	D	592D227X_6R3D2_20H	13.9	8	0.12	1.08
220	R	592D227X_6R3R2_15H	13.9	8	0.18	0.91
330	C	592D337X_6R3C2_16H	20.8	10	0.15	0.82
330	C	592D337X_6R3C2_20H	20.8	8	0.10	1.05
330	D	592D337X_6R3D2_15H	20.8	8	0.12	1.02
330	D	592D337X_6R3D2_16H	20.8	8	0.12	1.02
330	D	592D337X_6R3D2_19H	20.8	8	0.10	1.18
330	D	592D337X_6R3D2_20H	20.8	8	0.10	1.18
330	D	592D337X_6W3D2_20H	20.8	8	0.10	1.18
330	R	592D337X_6R3R2_12H	20.8	10	0.18	0.91
330	R	592D337X_6R3R2_15H	20.8	8	0.18	0.91
330	R	592D337X_6R3R2_20H	20.8	8	0.10	1.32
470	C	592D477X_6R3C2_16H	29.6	14	0.20	0.71
470	C	592D477X_6R3C2_20H	29.6	10	0.10	1.05
470	D	592D477X_6R3D2_20H	29.6	10	0.10	1.18
470	R	592D477X_6R3R2_16H	29.6	10	0.12	1.32
470	R	592D477X_6R3R2_20H	29.6	10	0.10	1.32
470	R	592D477X_6W3R2_20H	29.6	10	0.10	1.32
680	R	592D687X_6R3R2_16H	42.8	10	0.10	1.87
680	R	592D687X_6R3R2_20H	42.8	10	0.10	1.32
1000	R	592D108X_6R3R2_20H	63.0	20	0.20	0.94
1000	R	592D108X_6R3R2_22H	63.0	20	0.20	0.94
1000	X	592D108X_6R3X2_20H	63.0	16	0.04	2.09
1500	M	592D158X06R3M2_20H	95.0	33	0.09	1.39
1500	R	592D158X06R3R2_20H	95.0	33	0.12	1.21
1500	X	592D158X_6R3X2_16H	95.0	25	0.045	1.97
1500	X	592D158X_6R3X2_20H	95.0	25	0.045	1.97
1500	X	592D158X_6R3X2_25H	95.0	20	0.035	2.27
1500	X	592D158X_6W3X2_25H	95.0	20	0.035	2.27
2200	X	592D228X_6R3X2_20H	139.0	35	0.055	1.78
2200	X	592D228X_6R3X2_21H	139.0	35	0.055	1.80
2200	X	592D228X_6R3X2_22H	139.0	35	0.055	1.80
<b>10 WV<sub>DC</sub> AT + 85 °C, 7 WV<sub>DC</sub> AT + 125 °C</b>						
4.7	A	592D475X_010A2_15H	0.5	6	6.00	0.10
6.8	A	592D685X_010A2_15H	0.7	6	6.00	0.10
10	A	592D106X_010A2_15H	1.0	6	2.60	0.15
10	B	592D106X_010B2_15H	1.0	6	1.70	0.22
15	B	592D156X_010B2_15H	1.5	6	1.60	0.22
22	A	592D226X_010A2_13H	2.2	6	1.50	0.20
22	B	592D226X_010B2_13H	2.2	6	1.50	0.23
22	B	592D226X_010B2_15H	2.2	6	1.50	0.23
22	C	592D226X_010C2_15H	2.2	6	0.40	0.50



Solid Tantalum Chip Capacitors TANTAMOUNT®  
Low Profile, Conformal Coated, Maximum CV

Vishay Sprague

STANDARD RATINGS						
CAPACITANCE ( $\mu$ F)	CASE CODE	PART NUMBER (1)	MAX. DCL AT + 25 °C ( $\mu$ A)	MAX. DF AT + 25 °C 120 Hz (%)	MAX. ESR AT + 25 °C 100 kHz ( $\Omega$ )	MAX. RIPPLE 100 kHz I <sub>RMS</sub> (A)
<b>10 WV<sub>DC</sub> AT + 85 °C, 7 WV<sub>DC</sub> AT + 125 °C</b>						
33	C	592D336X_010C2_15H	3.3	6	0.40	0.50
33	D	592D336X_010D2_15H	3.3	6	0.30	0.65
47	B	592D476X_010B2_20H	4.7	6	0.50	0.40
47	D	592D476X_010D2_15H	4.7	6	0.27	0.68
47	R	592D476X_010R2_15H	4.7	6	0.20	0.87
68	B	592D686X_010B2_20H	6.8	6	0.45	0.42
68	C	592D686X_010C2_15H	6.8	6	0.24	0.65
68	D	592D686X_010D2_15H	6.8	6	0.27	0.68
68	R	592D686X_010R2_15H	6.8	6	0.20	0.87
100	B	592D107X_010B2T20H	10.0	14	0.40	0.45
100	C	592D107X_010C2_20H	10.0	8	0.19	0.76
100	D	592D107X_010D2_13H	10.0	8	0.10	0.76
100	D	592D107X_010D2_15H	10.0	8	0.10	1.12
100	R	592D107X_010R2_15H	10.0	6	0.22	0.83
150	C	592D157X_010C2_15H	15.0	8	0.17	0.77
150	C	592D157X_010C2_20H	15.0	8	0.17	0.80
150	D	592D157X_010D2_15H	15.0	8	0.25	0.71
150	D	592D157X_010D2_20H	15.0	8	0.14	1.00
220	D	592D227X_010D2_19H	22.0	8	0.12	1.08
220	D	592D227X_010D2_20H	22.0	8	0.12	1.08
220	R	592D227X_010R2_20H	22.0	8	0.10	1.32
330	D	592D337X_010D2_20H	33.0	8	0.10	1.18
330	R	592D337X_010R2_20H	33.0	8	0.10	1.32
680	X	592D687X_010X2_20H	100.0	15	0.07	1.58
<b>16 WV<sub>DC</sub> AT + 85 °C, 10 WV<sub>DC</sub> AT + 125 °C</b>						
4.7	A	592D475X_016A2_15H	0.8	6	3.50	0.13
6.8	A	592D685X_016A2_15H	1.1	6	3.30	0.13
6.8	B	592D685X_016B2_15H	1.1	6	1.80	0.21
10	B	592D106X_016B2_15H	1.6	6	1.60	0.22
10	C	592D106X_016C2_15H	1.6	6	1.00	0.32
15	B	592D156X_016B2_15H	2.4	6	1.40	0.24
15	C	592D156X_016C2_15H	2.4	6	1.30	0.28
15	D	592D156X_016D2_15H	2.4	6	0.50	0.50
22	B	592D226X_016B2_20H	3.5	6	0.60	0.37
22	C	592D226X_016C2_15H	3.5	6	0.30	0.58
22	D	592D226X_016D2_15H	3.5	6	0.40	0.56
33	B	592D336X_016B2_20H	5.3	6	0.60	0.37
33	C	592D336X_016C2_15H	5.3	6	0.25	0.63
33	D	592D336X_016D2_15H	5.3	6	0.30	0.65
33	R	592D336X_016R2_15H	5.3	6	0.27	0.75
47	B	592D476X_016B2_20H	7.5	6	0.72	0.33
47	C	592D476X_016C2_16H	7.5	6	0.25	0.66
47	C	592D476X_016C2_20H	7.5	6	0.25	0.66
47	R	592D476X_016R2_15H	7.5	6	0.25	0.77
68	C	592D686X_016C2_12H	10.9	6	0.50	1.20
68	C	592D686X_016C2_15H	10.9	6	0.50	0.45
68	C	592D686X_016C2_20H	10.9	6	0.25	0.66
68	D	592D686X_016D2_20H	10.9	6	0.17	0.91
100	C	592D107X_016C2_20H	16.0	8	0.15	0.86
100	C	592D107X_016C2_20H	16.0	8	0.15	0.86
100	D	592D107X_016D2_15H	16.0	8	0.15	0.91
100	D	592D107X_016D2_20H	16.0	8	0.15	0.97
150	D	592D157X_016D2_20H	24.0	8	0.10	1.18
150	R	592D157X_016R2_20H	24.0	8	0.10	1.32
220	R	592D227X_016R2_20H	35.2	10	0.12	1.21



<b>STANDARD RATINGS</b>						
CAPACITANCE ( $\mu$ F)	CASE CODE	PART NUMBER (1)	MAX. DCL AT + 25 °C ( $\mu$ A)	MAX. DF AT + 25 °C 120 Hz (%)	MAX. ESR AT + 25 °C 100 kHz ( $\Omega$ )	MAX. RIPPLE 100 kHz $I_{RMS}$ (A)
<b>20 WV<sub>DC</sub> AT + 85 °C, 13 WV<sub>DC</sub> AT + 125 °C</b>						
2.2	A	592D225X_020A2_15H	0.5	6	6.00	0.10
4.7	A	592D475X_020A2_15H	0.9	6	3.80	0.13
4.7	B	592D475X_020B2_15H	0.9	6	3.20	0.16
6.8	B	592D685X_020B2_15H	1.4	6	3.10	0.16
6.8	C	592D685X_020C2_15H	1.4	6	1.10	0.30
10	B	592D106X_020B2_15H	2.0	6	3.00	0.16
10	C	592D106X_020C2_15H	2.0	6	1.30	0.28
10	D	592D106X_020D2_15H	2.0	6	0.50	0.50
15	C	592D156X_020C2_15H	3.0	6	0.60	0.41
15	D	592D156X_020D2_15H	3.0	6	1.26	0.31
15	R	592D156X_020R2_15H	3.0	6	0.40	0.61
22	B	592D226X_020B2_20H	4.4	6	0.60	0.37
22	D	592D226X_020D2_15H	4.4	6	0.40	0.56
22	R	592D226X_020R2_15H	4.4	6	0.28	0.73
33	R	592D336X_020R2_15H	6.6	6	0.28	0.73
<b>25 WV<sub>DC</sub> AT + 85 °C, 17 WV<sub>DC</sub> AT + 125 °C</b>						
2.2	A	592D225X_025A2_15H	0.6	6	8.00	0.09
2.2	B	592D225X_025B2_15H	0.6	6	6.00	0.12
3.3	B	592D335X_025B2_15H	0.8	6	5.60	0.12
3.3	C	592D335X_025C2_15H	0.8	6	2.00	0.22
4.7	C	592D475X_025C2_15H	1.2	6	1.60	0.25
6.8	C	592D685X_025C2_15H	1.7	6	1.30	0.28
6.8	D	592D685X_025D2_15H	1.7	6	1.30	0.31
10	B	592D106X_025B2_15H	2.5	6	2.00	0.20
10	D	592D106X_025D2_15H	2.5	6	1.20	0.32
10	R	592D106X_025R2_15H	2.5	6	0.48	0.56
15	R	592D156X_025R2_15H	3.8	6	0.40	0.61
68	R	592D686X_025R2_20H	17.0	8	0.23	0.870
<b>35 WV<sub>DC</sub> AT + 85 °C, 23 WV<sub>DC</sub> AT + 125 °C</b>						
1	A	592D105X_035A2_15H	0.5	4	10.0	0.08
1	B	592D105X_035B2_15H	0.5	4	6.50	0.11
1.5	B	592D155X_035B2_15H	0.5	4	4.20	0.14
2.2	B	592D225X_035B2_15H	0.8	6	6.00	0.12
2.2	C	592D225X_035C2_15H	0.8	6	3.50	0.17
3.3	C	592D335X_035C2_15H	1.2	6	3.20	0.18
3.3	D	592D335X_035D2_15H	1.2	6	2.10	0.24
4.7	B	592D475X_035B2_15H	1.6	6	1.60	0.22
4.7	C	592D475X_035C2_15H	1.6	6	2.60	0.20
4.7	C	592D475X_035C2_15H	1.6	6	2.80	0.19
4.7	D	592D475X_035D2_15H	1.6	6	1.80	0.26
4.7	R	592D475X_035R2_15H	1.6	6	1.30	0.34
6.8	D	592D685X_035D2_15H	2.4	6	1.30	0.31
6.8	R	592D685X_035R2_15H	2.4	6	1.20	0.35
10	R	592D106X_035R2_15H	3.5	6	1.20	0.35
<b>50 WV<sub>DC</sub> AT + 85 °C, 33 WV<sub>DC</sub> AT + 125 °C</b>						
1	B	592D105X_050B2_15H	0.8	6	6.50	0.11
2.2	C	592D225X_050C2_15H	1.1	6	0.80	0.35
3.3	C	592D335X_050C2_15H	1.7	6	0.80	0.35
4.7	C	592D475X_050C2_20H	2.4	6	0.80	0.37
4.7	R	592D475X_050R2_15H	2.4	6	0.70	
6.8	R	592D685X_050R2_15H	3.4	6	0.70	
10	R	592D106X_050R2_20H	5.0	6	0.70	0.50

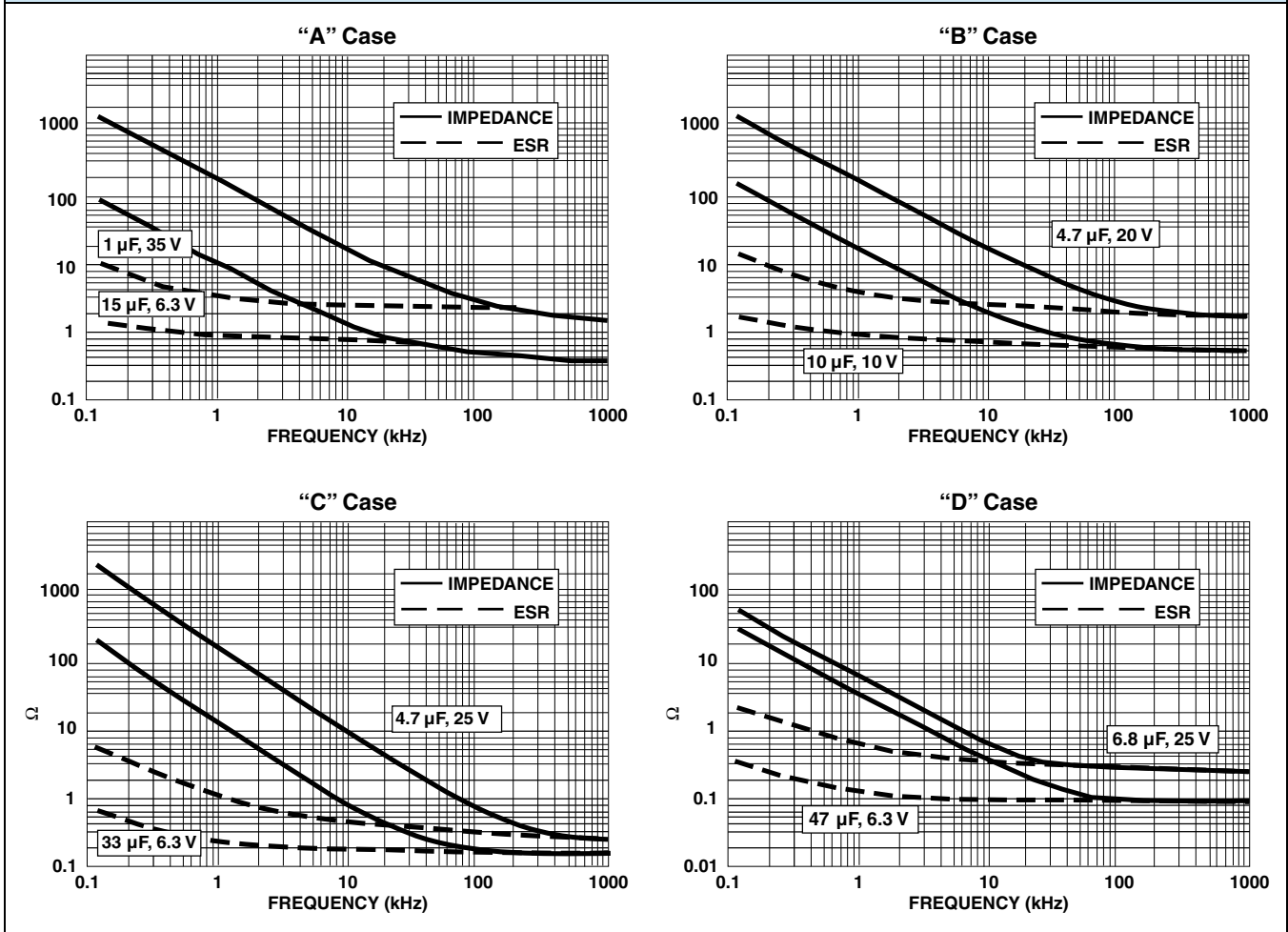
**Note**

(1) For 10 % tolerance, specify "9"; for 20 % tolerance, change to "0".



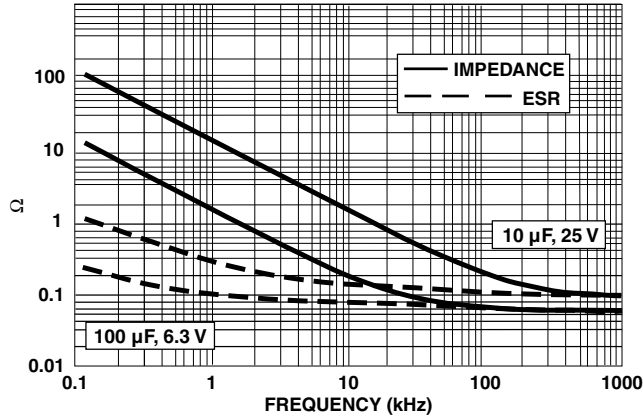
CASE CODE/PART NUMBER X-REF	
OLD	NEW
A2_	A2_15H
B2_	B2_15H
C2_	C2_15H
D2_	D2_15H
R2_	R2_15H
S2_	S2_13H
T2_	B2_20H
U2_	C2_20H
V2_	D2_20H
W2_	R2_20H
X2_	X2_20H
Y2_	X2_25H

**TYPICAL CURVES OF ESR - AS A FUNCTION OF FREQUENCY**

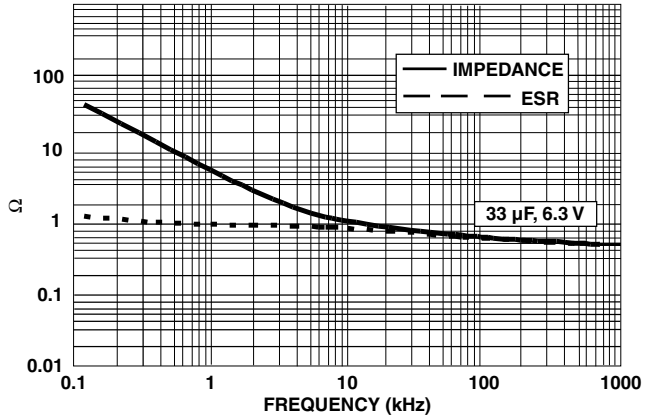


**TYPICAL CURVES AT + 25 °C, IMPEDANCE AND ESR VS. FREQUENCY**

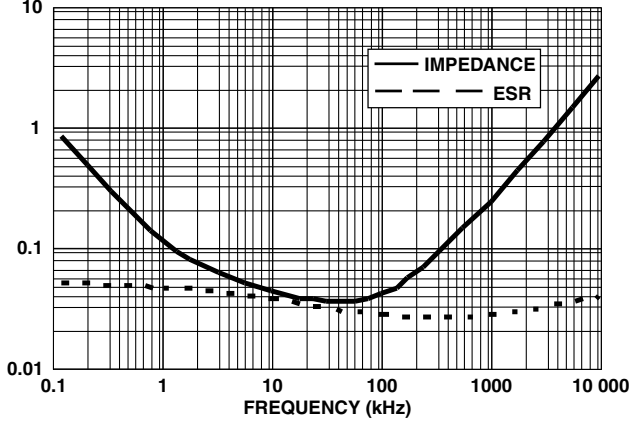
“R” Case



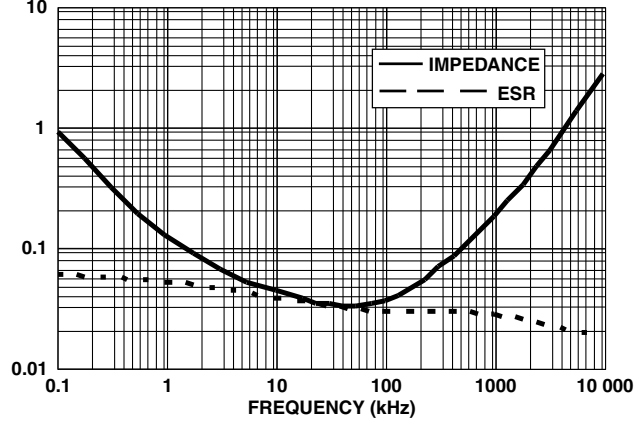
“S” Case



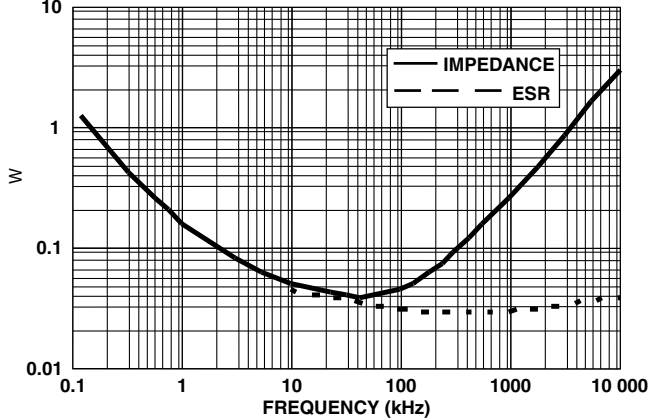
592D 1500-4 V X/20H CASE ESR/IMPEDANCE VS. FREQUENCY



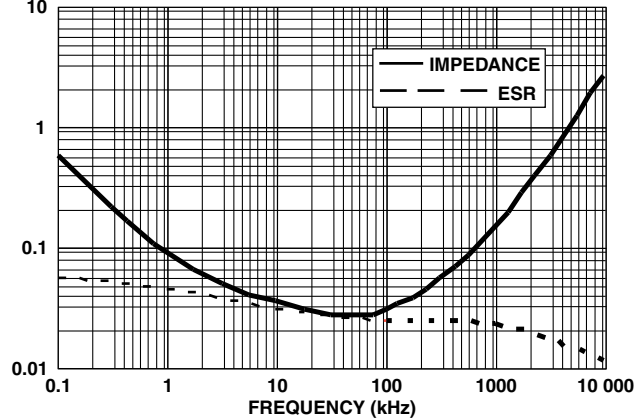
592D 1500-6.4 V X/25H CASE ESR/IMPEDANCE VS. FREQUENCY



592D 1000-6.3 V X/20H CASE ESR/IMPEDANCE VS. FREQUENCY



592D 2200-4 V X/25H CASE ESR/IMPEDANCE VS. FREQUENCY







## Disclaimer

All product specifications and data are subject to change without notice.

Vishay Intertechnology, Inc., its affiliates, agents, and employees, and all persons acting on its or their behalf (collectively, "Vishay"), disclaim any and all liability for any errors, inaccuracies or incompleteness contained herein or in any other disclosure relating to any product.

Vishay disclaims any and all liability arising out of the use or application of any product described herein or of any information provided herein to the maximum extent permitted by law. The product specifications do not expand or otherwise modify Vishay's terms and conditions of purchase, including but not limited to the warranty expressed therein, which apply to these products.

No license, express or implied, by estoppel or otherwise, to any intellectual property rights is granted by this document or by any conduct of Vishay.

The products shown herein are not designed for use in medical, life-saving, or life-sustaining applications unless otherwise expressly indicated. Customers using or selling Vishay products not expressly indicated for use in such applications do so entirely at their own risk and agree to fully indemnify Vishay for any damages arising or resulting from such use or sale. Please contact authorized Vishay personnel to obtain written terms and conditions regarding products designed for such applications.

Product names and markings noted herein may be trademarks of their respective owners.