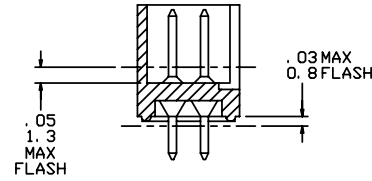
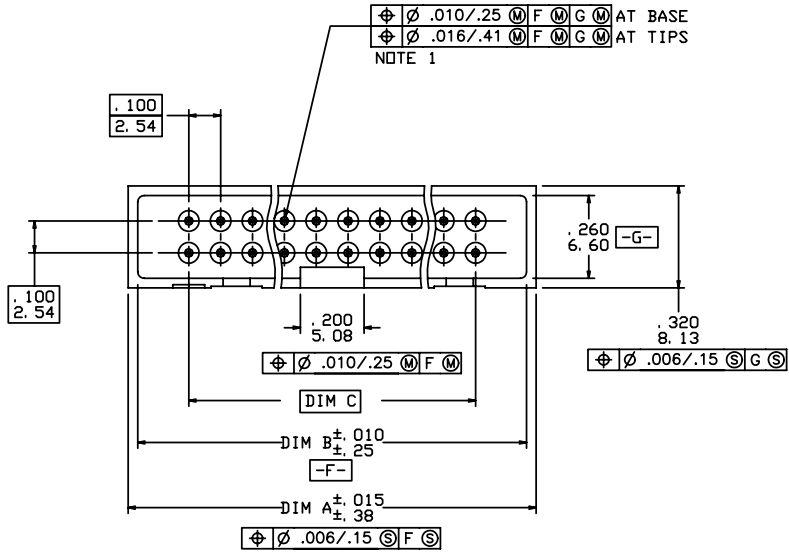
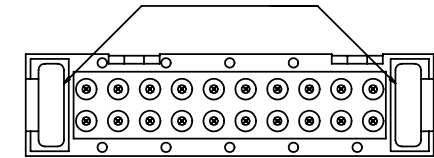


PRODUCT NUMBER
SEE TABLE

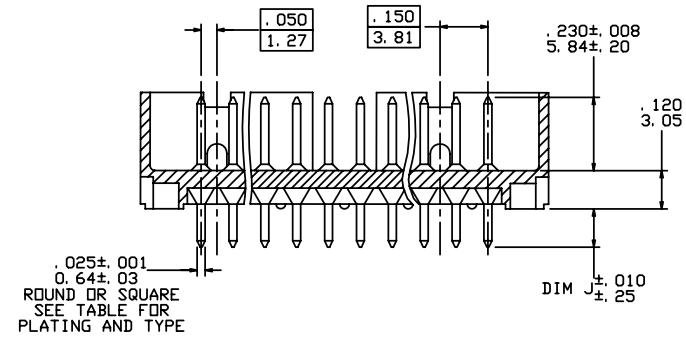
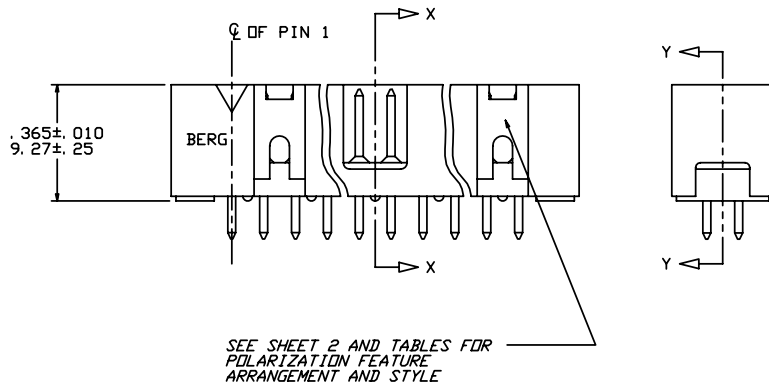


SECTION X-X

FDR 66506-254 THRU -279 AND -281 THRU -306 ONLY.



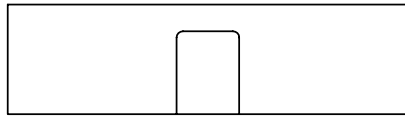
VIEW Z-Z



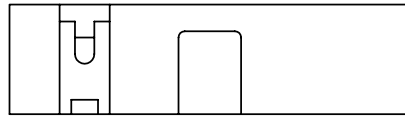
SECTION Y-Y

mat'l. code		surface ISO 1302 <input checked="" type="checkbox"/>		tolerance ISO 406 ISO 1101		projection 		product family QUICKIE								
ltr	ecn no	dr	date	tolerances unless otherwise specified				title								
AD	V42013	LSS	1/25/95	angles	linear		linear		HEADERS QUICKIE SLIM LINE VERTICAL 4 WALL							
AE	V50332	MRC	5/25/95	linear		linear		scale 1:1								
AF	N05-0060	ERE	8/08/05	0.2r		linear		dwg no sheet 1 of 10 size								
AG	M06-0282	AGS	7/22/06	dr	L. SANDERS	1/25/95		66506 A3								
AH	M07-0363	MHT	8/17/07	enr	M. SMYK	1/25/95		type Product Customer Drawing								
AJ	N08-0138	R.B	07/08/08	chr	J. ROMBERGER	1/25/95										
				appd	M. SMYK	1/25/95										
sheet	revision	AJ	AJ	AJ	AJ	AJ	AJ	AJ	AJ	AJ						
index	sheet	1	2	3	4	5	6	7	8	9	10					


PRODUCT NUMBER
SEE TABLE



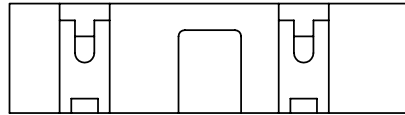
2 X 5
STYLE A



2 X 7
STYLE C



2 X 5
STYLE B



2 X 8 THUR 2 X 30
STYLE D



STYLE E

NOTES:

1. SAME POSITION TOLERANCE APPLIES TO BOTH ENDS OF PINS.
2. MOLDING MATERIAL: GLASS-FILLED POLYESTER, FLAME RETARDANT PER UL 94 V-0, COLOR: BLUE.
3. 1" MAX. DRAFT PERMISSIBLE ON ALL SURFACES.
4. 4 LBS./1.8 KG MIN. TERMINAL PULL-OUT FORCE.
5. TERMINAL MATERIAL: PHOSPHORUS BRONZE.
6. MOLDING MATERIAL: GLASS FILLED POLYESTER, FLAME RETARDANT PER UL 94V-0, COLOR - BLACK.
7. MOLDING MATERIAL: GLASS FILLED POLYESTER, FLAME RETARDANT PER UL 94V-0, COLOR - GREY.
8. PART NUMBERS WITH "R" FOLLOWING THE PART NUMBER (EXAMPLE 66506-326 R) HAS RETENTION. (ONLY PARTS WITH .105,.120, AND .150 ROUND OR SQUARE TAILS CAN HAVE RETENTION.) LOCATION IS MANUFACTORS OPTION.
FOR ROUND PIN CONNECTORS:
15 LBS MAX INSERTION AND .25 LB MIN RETENTION FORCE WHEN USED IN .035±.003 DIA HOLES AND .062/1.57 THICK PC BOARD.
FOR SQUARE PIN CONNECTORS:
15 LBS MAX INSERTION AND .5 LB MIN RETENTION FORCE WHEN USED IN .040±.003 DIA HOLES AND .062/1.57 THICK PC BOARD.
9. PART NUMBERS WITH "T" FOLLOWING PART NUMBER (EXAMPLE 66506-068 T IS PACKED IN TUBES.) (CALL PRODUCT MANAGER FOR AVAILABILITY.)
10. SEE 68751 FOR LATCHES.
11. MAY BE ORDERED WITH "G" PACK PACKAGING BY ADDING "G" TO DASH NUMBER.
12. ADD "LF" SUFFIX AT THE END OF PART NUMBER FOR LEAD FREE OPTION & PART NUMBERS WITH "LF" SUFFIX ADDED IN THE TABLE ARE LEAD FREE.
13. IF "LF" P/N THE PRODUCT MEETS EUROPEAN UNION DIRECTIVES AND OTHER COUNTRY REGULATION AS DESCRIBED IN GS-22-008.
14. THE HOUSING WILL WITHSTAND EXPOSURE TO 260°C PEAK TEMPERATURE FOR 15 SECONDS IN A WAVE SOLDER APPLICATION WITH A 1.5mm MINIMUM THICK CIRCUIT BOARD.SEE APPLICATION NOTES/PROCEDURES IF THEY ARE AVAILABLE.
15. "THIS PRODUCT HAS 100% TIN PLATING IN THE INTERFACE AND HAS NOT BEEN TESTED FOR WHISKER GROWTH IN ALL INTERCONNECT ENVIRONMENTS."
16. PLATING OPTIONS:
MAY BE EITHER GOLD OR GXT PLATED AT MANUFACTURER'S OPTION.

mat'l. code		surface ISO 1302	tolerance ISO 406 ISO 1101	projection 	product family QUICKIE
ltr	ecn no	dr	date	tolerances unless otherwise specified	title
AJ				linear XXX±.01/XXX.3 XXX±.005/XXX±.0.13 XXX±.0020/XXX±0.051	HEADER QUICKIE SLIM LINE VERTICAL 4 WALL
				angles Orr 2r	INCH/MM scale 1:1
		dr	L. SANDERS	1/25/95	dwg no
		enr	M. SMYK	1/25/95	sheet 2 of 10
		chr	J. ROMBERGER	1/25/95	size
		appd	M. SMYK	1/25/95	66506
					A3
					type Product Customer Drawing
sheet index	revision sheet				



Copyright FCI

PRODUCT NUMBER NOTE 8, 9 & 12	SIZE	STYLE	DIM A	DIM B	DIM C	DIM J	PIN PLATING (NOTE 16)	PIN TYPE	PLASTIC MATERIAL
66506-001	2 X 5	A	.78/19.8	.72/18.3	.400/10.16	.105/2.67	30u"/0.76u Au OR GXT OVER 50u"/1.27u Ni	RD	NOTE 2
-002						.150/3.81	30u"/0.76u Au OR GXT OVER 50u"/1.27u Ni	RD	
-003						.675/17.15	30u"/0.76u Au OR GXT OVER 50u"/1.27u Ni	SQ	
-004						.105/2.67	120/200u" TIN LEAD	SQ	
-004LF						.105/2.67	100/160u" TIN	SQ	
-005						.150/3.81	120/200u" TIN LEAD	SQ	
-005LF						.150/3.81	100/160u" TIN	SQ	
-006						.675/17.15	120/200u" TIN LEAD	SQ	
-006LF	2 X 5	A	.78/19.8	.72/18.3	.400/10.16	.675/17.15	100/160u" TIN	SQ	
-007	2 X 10	D	1.28/32.5	1.22/31.0	.900/22.86	.105/2.67	30u"/0.76u Au OR GXT OVER 50u"/1.27u Ni	RD	
-008						.150/3.81	30u"/0.76u Au OR GXT OVER 50u"/1.27u Ni	RD	
-009						.675/17.15	30u"/0.76u Au OR GXT OVER 50u"/1.27u Ni	SQ	
-010						.105/2.67	120/200u" TIN LEAD	SQ	
-010LF						.105/2.67	100/160u" TIN	SQ	
-011						.150/3.81	120/200u" TIN LEAD	SQ	
-011LF						.150/3.81	100/160u" TIN	SQ	
-012						.675/17.15	120/200u" TIN LEAD	SQ	
-012LF	2 X 10		1.28/32.5	1.22/31.0	.900/22.86	.675/17.15	100/160u" TIN	SQ	
-013	2 X 13		1.58/40.1	1.52/38.6	1.200/30.48	.105/2.67	30u"/0.76u Au OR GXT OVER 50u"/1.27u Ni	RD	
-014						.150/3.81	30u"/0.76u Au OR GXT OVER 50u"/1.27u Ni	RD	
-015						.675/17.15	30u"/0.76u Au OR GXT OVER 50u"/1.27u Ni	SQ	
-016						.105/2.67	120/200u" TIN LEAD	SQ	
-016LF						.105/2.67	100/160u" TIN	SQ	
-017						.150/3.81	120/200u" TIN LEAD	SQ	
-017LF						.150/3.81	100/160u" TIN	SQ	
-018						.675/17.15	120/200u" TIN LEAD	SQ	
-018LF	2 X 13		1.58/40.1	1.52/38.6	1.200/30.48	.675/17.15	100/160u" TIN	SQ	
-019	2 X 17		1.98/50.3	1.92/48.8	1.600/40.64	.105/2.67	30u"/0.76u Au OR GXT OVER 50u"/1.27u Ni	RD	
-020						.150/3.81	30u"/0.76u Au OR GXT OVER 50u"/1.27u Ni	RD	
-021						.675/17.15	30u"/0.76u Au OR GXT OVER 50u"/1.27u Ni	SQ	
-022						.105/2.67	120/200u" TIN LEAD	SQ	
-022LF						.105/2.67	100/160u" TIN	SQ	
-023						.150/3.81	120/200u" TIN LEAD	SQ	
-023LF						.150/3.81	100/160u" TIN	SQ	
-024						.675/17.15	120/200u" TIN LEAD	SQ	
66506 -024LF	2 X 17	D	1.98/50.3	1.92/48.8	1.600/40.64	.675/17.15	100/160u" TIN	SQ	NOTE 2

mat'l. code		surface ISO 1302	tolerance ISO 406 ISO 1101	projection 	product family QUICKIE
ltr	ecn no	dr	date	tolerances unless otherwise specified	title
AJ				linear XXX±.01/XXX.3 XXX±.005/XXX±.013 XXX±.0020/XXX±.0051	HEADER QUICKIE SLIM LINE VERTICAL 4 WALL
				angles 0??2?	INCH/MM scale 1:1
				dr L. SANDERS 1/25/95	dwg no sheet 3 of 10 size
				enr M. SMYK 1/25/95	66506 A3
				chr J. ROMBERGER 1/25/95	type Product Customer Drawing
				appd M. SMYK 1/25/95	
sheet index	revision sheet				



Copyright FCI

PRODUCT NUMBER NOTE 8, 9 & 12	SIZE	STYLE	DIM A	DIM B	DIM C	DIM J	PIN PLATING (NOTE 16)	PIN TYPE	PLASTIC MATERIAL
66506 -025	2 X 20		2.28/57.9	2.22/56.4	1.900/48.26	.105/2.67	30u"/0.76u Au OR GXT OVER 50u"/1.27u Ni	RD	NOTE 2
-026						.150/3.81	30u"/0.76u Au OR GXT OVER 50u"/1.27u Ni	RD	
-027						.675/17.15	30u"/0.76u Au OR GXT OVER 50u"/1.27u Ni	SQ	
-028						.105/2.67	120/200u" TIN LEAD	SQ	
-028LF						.105/2.67	100/160u" TIN	SQ	
-029						.150/3.81	120/200u" TIN LEAD	SQ	
-029LF						.150/3.81	100/160u" TIN	SQ	
-030						.675/17.15	120/200u" TIN LEAD	SQ	
-030LF	2 X 20		2.28/57.9	2.22/56.4	1.900/48.26	.675/17.15	100/160u" TIN	SQ	
-031	2 X 25		2.78/70.6	2.72/69.1	2.400/60.96	.105/2.67	30u"/0.76u Au OR GXT OVER 50u"/1.27u Ni	RD	
-032						.150/3.81	30u"/0.76u Au OR GXT OVER 50u"/1.27u Ni	RD	
-033						.675/17.15	30u"/0.76u Au OR GXT OVER 50u"/1.27u Ni	SQ	
-034						.105/2.67	120/200u" TIN LEAD	SQ	
-034LF						.105/2.67	100/160u" TIN	SQ	
-035						.150/3.81	120/200u" TIN LEAD	SQ	
-035LF						.150/3.81	100/160u" TIN	SQ	
-036						.675/17.15	120/200u" TIN LEAD	SQ	
-036LF	2 X 25	D	2.78/70.6	2.72/69.1	2.400/60.96	.675/17.15	100/160u" TIN	SQ	
-037	2 X 7	C	.98/24.9	.92/23.4	.600/15.24	.105/2.67	30u"/0.76u Au OR GXT OVER 50u"/1.27u Ni	RD	
-038						.150/3.81	30u"/0.76u Au OR GXT OVER 50u"/1.27u Ni	RD	
-039						.675/17.15	30u"/0.76u Au OR GXT OVER 50u"/1.27u Ni	SQ	
-040						.105/2.67	120/200u" TIN LEAD	SQ	
-040LF						.105/2.67	100/160u" TIN	SQ	
-041						.150/3.81	120/200u" TIN LEAD	SQ	
-041LF						.150/3.81	100/160u" TIN	SQ	
-042						.675/17.15	120/200u" TIN LEAD	SQ	
-042LF	2 X 7	C	.98/24.9	.92/23.4	.600/15.24	.675/17.15	100/160u" TIN	SQ	
-043	2 X 8	D	1.08/27.4	1.02/25.9	.700/17.78	.105/2.67	30u"/0.76u Au OR GXT OVER 50u"/1.27u Ni	RD	
-044						.150/3.81	30u"/0.76u Au OR GXT OVER 50u"/1.27u Ni	RD	
-045						.675/17.15	30u"/0.76u Au OR GXT OVER 50u"/1.27u Ni	SQ	
-046						.105/2.67	120/200u" TIN LEAD	SQ	
-046LF						.105/2.67	100/160u" TIN	SQ	
-047						.150/3.81	120/200u" TIN LEAD	SQ	
-047LF						.150/3.81	100/160u" TIN	SQ	
-048						.675/17.15	120/200u" TIN LEAD	SQ	
66506 -048LF	2 X 8	D	1.08/27.4	1.02/25.9	.700/17.78	.675/17.15	100/160u" TIN	SQ	NOTE 2

mat'l. code	surface ISO 1302 ✓	tolerance ISO 406 ISO 1101	projection 	product family QUICKIE
ltr ecn nldr date	tolerances unless otherwise specified			title HEADER QUICKIE SLIM LINE VERTICAL 4 WALL
AJ	angles linear	.xxx±.01/.xxx±0.3 .xxx±.005/.xxx±0.13 .xxx±.0020/.xxx±0.051	INCH/MM	dwg no 66506
	dr L. SANDERS	1/25/95	scale 1:1	sheet # of 10 size A3
	engr M. SMYK	1/25/95		type Product Customer Drawing
	chr J. ROMBERGER	1/25/95		
	appd M. SMYK	1/25/95		
sheet index	revision sheet			



Copyright FCI

PRODUCT NUMBER NOTE 8,9 & 12	SIZE	STYLE	DIM A	DIM B	DIM C	DIM J	PIN PLATING (NOTE 16)	PIN TYPE	PLASTIC MATERIAL
66506 -049	2 X 5	A	.78/19.8	.72/18.3	.400/10.16	.150/3.81	30u"/0.76u GXT OR Au WITH GOLD FLASH	RD	NOTE 2
-050	2 X 10	D	1.28/32.5	1.22/31.0	.900/22.86				
-051	2 X 13		1.58/40.1	1.52/38.6	1.200/30.48				
-052	2 X 17		1.98/50.3	1.92/48.8	1.600/40.64				
-053	2 X 20		2.28/57.9	2.22/56.4	1.900/48.26				
-054	2 X 25	D	2.78/70.6	2.72/69.1	2.400/60.96				
-055	2 X 7	C	.98/24.9	.92/23.4	.600/15.24				
-056	2 X 8	D	1.08/27.4	1.02/25.9	.700/17.78	.150/3.81	30u"/0.76u GXT OR Au WITH GOLD FLASH		
-057	2 X 30		3.28/83.3	3.22/81.8	2.900/73.66	.105/2.67	30u"/0.76u Au OR GXT OVER 50u"/1.27u Ni		
-058						.150/3.81	30u"/0.76u Au OR GXT OVER 50u"/1.27u Ni	RD	
-059						.675/17.15	30u"/0.76u Au OR GXT OVER 50u"/1.27u Ni	SQ	
-060						.105/2.67	120/200u" TIN LEAD	SQ	
-060LF						.105/2.67	100/160u" TIN	SQ	
-061						.150/3.81	120/200u" TIN LEAD	SQ	
-061LF						.150/3.81	100/160u" TIN	SQ	
-062						.675/17.15	120/200u" TIN LEAD	SQ	
-062LF						.675/17.15	100/160u" TIN	SQ	
-063						.105/2.67	30u"/0.76u GXT OR Au WITH GOLD FLASH	RD	
-064						.150/3.81		RD	
-065	2 X 30	D	3.28/83.3	3.22/81.8	2.900/73.66	.675/17.15		SQ	
-066	2 X 5	A	.78/19.8	.72/18.3	.400/10.16	.105/2.67		RD	
-067	2 X 5	A	.78/19.8	.72/18.3	.400/10.16	.675/17.15		SQ	
-068	2 X 7	C	.98/24.9	.92/23.4	.600/15.24	.105/2.67		RD	
-069	2 X 7	C	.98/24.9	.92/23.4	.600/15.24	.675/17.15		SQ	
-070	2 X 8	D	1.08/27.4	1.02/25.9	.700/17.78	.105/2.67	30u"/0.76u GXT OR Au WITH GOLD FLASH	RD	
-071	2 X 8	D	1.08/27.4	1.02/25.9	.700/17.78	.675/17.15	30u"/0.76u GXT OR Au WITH GOLD FLASH	SQ	
-072	2 X 10		1.28/32.5	1.22/31.0	.900/22.86	.105/2.67		RD	
-073	2 X 10		1.28/32.5	1.22/31.0	.900/22.86	.675/17.15		SQ	
-074	2 X 13		1.58/40.1	1.52/38.6	1.200/30.48	.105/2.67		RD	
-075	2 X 13		1.58/40.1	1.52/38.6	1.200/30.48	.675/17.15		SQ	
-076	2 X 17		1.98/50.3	1.92/48.8	1.600/40.64	.105/2.67		RD	
-077	2 X 17		1.98/50.3	1.92/48.8	1.600/40.64	.675/17.15		SQ	
-078	2 X 20		2.28/57.9	2.22/56.4	1.900/48.26	.105/2.67		RD	
-079	2 X 20		2.28/57.9	2.22/56.4	1.900/48.26	.675/17.15		SQ	
-080	2 X 25		2.78/70.6	2.72/69.1	2.400/60.96	.105/2.67		RD	
66506 -081	2 X 25	D	2.78/70.6	2.72/69.1	2.400/60.96	.675/17.15	30u"/0.76u GXT OR Au WITH GOLD FLASH	SQ	NOTE 2

mat'l. code		surface ISO 1302 ✓		tolerance ISO 406 ISO 1101		projection 		product family QUICKIE	
ltr		ecn no		dr		date		title	
AJ								HEADER QUICKIE SLIM LINE VERTICAL 4 WALL	
		angles		linear		tolerances unless otherwise specified XXX±.01/XXX.3 XXX±.005/XXX±.013 XXX±.0020/XXX±0.051		INCH/MM scale 1:1	
		dr		L. SANDERS		1/25/95		dwg no	
		enr		M. SMYK		1/25/95		sheet 5 of 10	
		chr		J. ROMBERGER		1/25/95		66506	
		appd		M. SMYK		1/25/95		A3	
sheet index		revision sheet						type Product Customer Drawing	

PRODUCT NUMBER NOTE 8,9 & 12	SIZE	STYLE	DIM A	DIM B	DIM C	DIM J	PIN PLATING (NOTE 16)	PIN TYPE	PLASTIC MATERIAL
66506-082	2 X 5	A	.78/19.8	.72/18.3	.400/10.16	.105/2.67	15u"/0.38u Au OR GXT OVER 50u/1.27u Ni	RD	NOTE 2
-083	2 X 5	A	.78/19.8	.72/18.3	.400/10.16	.150/3.81		RD	
-084	2 X 5	A	.78/19.8	.72/18.3	.400/10.16	.675/17.15		SQ	
-085	2 X 7	C	.98/24.9	.92/23.4	.600/15.24	.105/2.67		RD	
-086	2 X 7	C	.98/24.9	.92/23.4	.600/15.24	.150/3.81		RD	
-087	2 X 7	C	.98/24.9	.92/23.4	.600/15.24	.675/17.15		SQ	
-088	2 X 8	D	1.08/27.4	1.02/25.9	.700/17.78	.105/2.67		RD	
-089	2 X 8		1.08/27.4	1.02/25.9	.700/17.78	.150/3.81		RD	
-090	2 X 8		1.08/27.4	1.02/25.9	.700/17.78	.675/17.15		SQ	
-091	2 X 10		1.28/32.5	1.22/31.0	.900/22.86	.105/2.67		RD	
-092	2 X 10		1.28/32.5	1.22/31.0	.900/22.86	.150/3.81		RD	
-093	2 X 10		1.28/32.5	1.22/31.0	.900/22.86	.675/17.15		SQ	
-094	2 X 13		1.58/40.1	1.52/38.6	1.200/30.48	.105/2.67		RD	
-095	2 X 13		1.58/40.1	1.52/38.6	1.200/30.48	.150/3.81		RD	
-096	2 X 13		1.58/40.1	1.52/38.6	1.200/30.48	.675/17.15		SQ	
-097	2 X 17		1.98/50.3	1.92/48.8	1.600/40.64	.105/2.67		RD	
-098	2 X 17		1.98/50.3	1.92/48.8	1.600/40.64	.150/3.81		RD	
-099	2 X 17		1.98/50.3	1.92/48.8	1.600/40.64	.675/17.15		SQ	
-100	2 X 20		2.28/57.9	2.22/56.4	1.900/48.26	.105/2.67		RD	
-101	2 X 20		2.28/57.9	2.22/56.4	1.900/48.26	.150/3.81		RD	
-102	2 X 20		2.28/57.9	2.22/56.4	1.900/48.26	.675/17.15		SQ	
-103	2 X 25		2.78/70.6	2.72/69.1	2.400/60.96	.105/2.67		RD	
-104	2 X 25		2.78/70.6	2.72/69.1	2.400/60.96	.150/3.81		RD	
-105	2 X 25	D	2.78/70.6	2.72/69.1	2.400/60.96	.675/17.15	15u"/0.38u Au OR GXT OVER 50u/1.27u Ni	SQ	
-106	2 X 30	D	3.28/83.3	3.22/81.8	2.900/73.66	.105/2.67	15u"/0.38u Au OR GXT OVER 50u/1.27u Ni	RD	
-107	2 X 30	D	3.28/83.3	3.22/81.8	2.900/73.66	.150/3.81	15u"/0.38u Au OR GXT OVER 50u/1.27u Ni	RD	
-108	2 X 30	D	3.28/83.3	3.22/81.8	2.900/73.66	.675/17.15	15u"/0.38u Au OR GXT OVER 50u/1.27u Ni	SQ	
-109	2 X 5	B	.78/19.8	.72/18.3	.400/10.16	.105/2.67	30u"/0.76u Au OR GXT OVER 50u"/1.27u Ni	RD	
-110						.150/3.81	30u"/0.76u Au OR GXT OVER 50u"/1.27u Ni	RD	
-111						.675/17.15	30u"/0.76u Au OR GXT OVER 50u"/1.27u Ni	SQ	
-112						.105/2.67	120/200u" TIN LEAD	SQ	
-112LF						.105/2.67	100/160u" TIN	SQ	
-113						.150/3.81	120/200u" TIN LEAD	SQ	
-113LF						.150/3.81	100/160u" TIN	SQ	
-114						.675/17.15	120/200u" TIN LEAD	SQ	
66506-114LF	2 X 5	B	.78/19.8	.72/18.3	.400/10.16	.675/17.15	100/160u" TIN	SQ	NOTE 2

mat'l. code		surface ISO 1302		tolerance ISO 406 ISO 1101		projection 		product family QUICKIE	
ltr	ecn no	dr	date	tolerances unless otherwise specified		title		sheet 6 of 10 size	
AJ				angles	linear	HEADER QUICKIE SLIM LINE VERTICAL 4 WALL		A3	
				Ort2r		scale 1:1		dwg no 66506	
				dr	L. SANDERS	1/25/95		type Product Customer Drawing	
				enr	M. SMYK	1/25/95			
				chr	J. ROMBERGER	1/25/95			
				appd	M. SMYK	1/25/95			
sheet index	revision sheet								

PRODUCT NUMBER NOTE 8,9 & 12	SIZE	STYLE	DIM A	DIM B	DIM C	DIM J	PIN PLATING	PIN TYPE	PLASTIC MATERIAL
66506-115	2 X 5	B	.78/19.8	.72/18.3	.400/10.16	.105/2.67	15u"/0.38u Au OR GXT OVER 50u"/1.27u Ni	RD	NOTE 2
-116						.150/3.81	15u"/0.38u Au OR GXT OVER 50u"/1.27u Ni	RD	
-117						.675/17.15	15u"/0.38u Au OR GXT OVER 50u"/1.27u Ni	SQ	
-118						.105/2.67	30u"/0.76u Au OR GXT OVER 50u"/1.27u Ni	RD	
-119						.150/3.81	30u"/0.76u Au OR GXT OVER 50u"/1.27u Ni	RD	
-120	2 X 5	B	.78/19.8	.72/18.3	.400/10.16	.675/17.15	30u"/0.76u Au OR GXT OVER 50u"/1.27u Ni	SQ	NOTE 2
-121	DISCONTINUED								
THRU									
-216									
-217									
-218							30u"/0.76u Au OR GXT OVER 50u"/1.27u Ni	RD	
-219							30u"/0.76u GXT WITH GOLD FLASH	RD	
-220						.105/2.67	120/200u" TIN LEAD	SQ	
-220LF						.105/2.67	100/160u" TIN	SQ	
-221						.150/3.81	15u"/0.38u Au OR GXT OVER 50u"/1.27u Ni	RD	
-222							30u"/0.76u Au OR GXT OVER 50u"/1.27u Ni	RD	
-223							30u"/0.76u GXT WITH GOLD FLASH	RD	
-224						.150/3.81	120/200u" TIN LEAD	SQ	
-224LF						.150/3.81	100/160u" TIN	SQ	
-225						.675/17.15	15u"/0.38u Au OR GXT OVER 50u"/1.27u Ni	SQ	
-226							30u"/0.76u Au OR GXT OVER 50u"/1.27u Ni	SQ	
-227							30u"/0.76u GXT WITH GOLD FLASH	SQ	
-228							120/200u" TIN LEAD	SQ	
-228	2 X 12		1.48/37.6	1.42/36.1	1.100/27.94	.675/17.15	100/160u" TIN	SQ	
-229	2 X 15		1.78/45.2	1.72/43.7	1.400/35.56	.105/2.67	15u"/0.38u Au OR GXT OVER 50u"/1.27u Ni	RD	
-230							30u"/0.76u Au OR GXT OVER 50u"/1.27u Ni	RD	
-231							30u"/0.76u GXT WITH GOLD FLASH	RD	
-232						.105/2.67	120/200u" TIN LEAD	SQ	
-232LF						.105/2.67	100/160u" TIN	SQ	
-233	2 X 15	D	1.78/45.2	1.72/43.7	1.400/35.56	.150/3.81	15u"/0.38u Au OR GXT OVER 50u"/1.27u Ni	RD	
-234	2 X 15	D	1.78/45.2	1.72/43.7	1.400/35.56	.150/3.81	30u"/0.76u Au OR GXT OVER 50u"/1.27u Ni	RD	
-235						.150/3.81	30u"/0.76u GXT WITH GOLD FLASH	RD	
-236						.150/3.81	120/200u" TIN LEAD	SQ	
-236LF						.150/3.81	100/160u" TIN	SQ	
66506-237	2 X 15	D	1.78/45.2	1.72/43.7	1.400/35.56	.675/17.15	15u"/0.38u Au OR GXT OVER 50u"/1.27u Ni	SQ	NOTE 2

mat'l. code		surface ISO 1302	tolerance ISO 406 ISO 1101	projection 	product family QUICKIE
ltr	ecn no	dr	date	tolerances unless otherwise specified	title
AJ				linear XXX±.01/XXX.3 XXX±.005/XXX±.013 XXX±.0020/XXX±.0051	HEADER QUICKIE SLIM LINE VERTICAL 4 WALL
				angles 0.25	INCH/MM scale 1:1
		dr	L. SANDERS	1/25/95	dwg no
		enr	M. SMYK	1/25/95	sheet 7 of 10
		chr	J. ROMBERGER	1/25/95	66506
		appd	M. SMYK	1/25/95	A3
sheet index	revision sheet				type Product Customer Drawing

PRODUCT NUMBER NOTE 8,9 & 12	SIZE	STYLE	DIM A	DIM B	DIM C	DIM J	PIN PLATING (NOTE 16)	PIN TYPE	PLASTIC MATERIAL
66506-238	2 X 5	B	.78/19.8	.72/18.3	.400/10.16	.675/17.15	30u"/0.76u Au OR GXT OVER 50u"/1.27u Ni	SQ	NOTE 2
-239							30u"/0.76u GXT WITH GOLD FLASH	SQ	
-240							120/200u" TIN LEAD	SQ	
-240LF	2 X 15		1.78/45.2	1.72/43.7	1.400/35.56	.675/17.15	100/160u" TIN	SQ	
-241	2 X 22		2.48/63.0	2.42/61.5	2.100/53.34	.105/2.67	15u"/0.38u Au OR GXT OVER 50u"/1.27u Ni	RD	
-242							30u"/0.76u Au OR GXT OVER 50u"/1.27u Ni	RD	
-243							30u"/0.76u GXT WITH GOLD FLASH	RD	
-244						.105/2.67	120/200u" TIN LEAD	SQ	
-244LF						.105/2.67	100/160u" TIN	SQ	
-245						.150/3.81	15u"/0.38u Au OR GXT OVER 50u"/1.27u Ni	RD	
-246							30u"/0.76u Au OR GXT OVER 50u"/1.27u Ni	RD	
-247							30u"/0.76u GXT WITH GOLD FLASH	RD	
-248						.150/3.81	120/200u" TIN LEAD	SQ	
-248LF						.150/3.81	100/160u" TIN	SQ	
-249						.675/17.15	15u"/0.38u Au OR GXT OVER 50u"/1.27u Ni		
-250							30u"/0.76u Au OR GXT OVER 50u"/1.27u Ni		
-251							30u"/0.76u GXT WITH GOLD FLASH		
-252	2 X 22		2.48/63.0	2.42/61.5	2.100/53.34	.675/17.15	120/200u" TIN LEAD		
66506-252LF	2 X 22		2.48/63.0	2.42/61.5	2.100/53.34	.675/17.15	100/160u" TIN		
66506-253	2 X 17	D	1.98/50.3	1.92/48.8	1.600/40.64	.105/2.67	15u"/0.38u Au OR GXT OVER 50u"/1.27u Ni	SQ	NOTE 2
66506-254	UNAVAILABLE								
THRU									
66506-279	UNAVAILABLE								
66506-280	2 X 10	D	1.28/32.5	1.22/31.0	.900/22.86	.105/2.67	120/200u" TIN LEAD	SQ	NOTE 2
66506-280LF	2 X 10	D	1.28/32.5	1.22/31.0	.900/22.86	.105/2.67	100/160u" TIN	SQ	NOTE 2
66506-281	UNAVAILABLE								
THRU									
66506-306	UNAVAILABLE								
66506-307	2 X 5	A	.78/19.8	.72/18.3	.400/10.16	.097/2.46	30u"/.76u GXT WITH GOLD FLASH	SQ	NOTE 2
-308	2 X 5	B	.78/19.8	.72/18.3	.400/10.16				
-309	2 X 7	C	.98/24.9	.92/23.4	.600/15.24				
-310	2 X 8	D	1.08/27.4	1.02/25.9	.700/17.78				
-311	2 X 10		1.28/32.5	1.22/31.0	.900/22.86				
-312	2 X 12		1.48/37.6	1.42/36.1	1.100/27.94				
-66506-313	2 X 13	D	1.58/40.1	1.52/38.6	1.200/30.48	.097/2.46	30u"/.76u GXT WITH GOLD FLASH	SQ	NOTE 2

mat'l. code		surface ISO 1302	tolerance ISO 406 ISO 1101	projection 	product family QUICKIE
ltr	ecn no	dr	date	tolerances unless otherwise specified	title
AJ				linear XXX±.01/XXX.3 XXX±.005/XXX±.013 XXX±.0020/XXX±.0051	HEADER QUICKIE SLIM LINE VERTICAL 4 WALL
				angles Orr2r	INCH/MM scale 1:1
		dr	L. SANDERS	1/25/95	dwg no
		enr	M. SMYK	1/25/95	sheet 8 of 10
		chr	J. ROMBERGER	1/25/95	size
		appd	M. SMYK	1/25/95	66506
					A3
					type Product Customer Drawing
sheet index	revision sheet				

PRODUCT NUMBER NOTE 8,9 & 12	SIZE	STYLE	DIM A	DIM B	DIM C	DIM J	PIN PLATING (NOTE 16)	PIN TYPE	PLASTIC MATERIAL
66506-314	2 X 15	D	1.78/45.2	1.72/43.7	1.400/35.56	.097/2.46	30u"/0.76u GXT WITH GOLD FLASH	SQ	NOTE 2
-315	2 X 17		1.98/50.3	1.92/48.8	1.600/40.64				
-316	2 X 20		2.28/57.9	2.22/56.4	1.900/48.26				
-317	2 X 22		2.48/63.0	2.42/61.5	2.100/53.34				
-318	2 X 25		2.78/70.6	2.72/69.1	2.400/60.96				
-319	2 X 30		3.28/83.3	3.22/81.8	2.900/73.66	.097/2.46	30u"/0.76u GXT WITH GOLD FLASH		
-320	2 X 8		1.08/27.4	1.02/25.9	.700/17.78	.105/2.67	30u"/0.76u Au OR GXT OVER 50u"/1.27u Ni		
-321	2 X 25		2.78/70.6	2.72/69.1	2.400/60.96		30u"/0.76u Au OR GXT OVER 50u"/1.27u Ni		
-322	2 X 8		1.08/27.4	1.02/25.9	.700/17.78		50u"/1.27u Au OVER 50u"/1.27u Ni		
-323	2 X 17		1.98/50.3	1.92/48.8	1.600/40.64	.105/2.67	50u"/1.27u Au OVER 50u"/1.27u Ni		NOTE 2
-324	2 X 25		2.78/70.6	2.72/69.1	2.400/60.96	.120/3.05	15u"/.38u GXT WITH GOLD FLASH		NOTE 6
-325	2 X 25		2.78/70.6	2.72/69.1	2.400/60.96	.150/3.81	30u"/0.76u GXT WITH GOLD FLASH		NOTE 2
-326	2 X 10		1.28/32.5	1.22/31.0	.900/22.86	.120/3.05	15u"/.38u GXT WITH GOLD FLASH		NOTE 7
-327	2 X 17		1.98/50.3	1.92/48.8	1.600/40.64	.120/3.05	15u"/.38u GXT WITH GOLD FLASH		NOTE 7
-328	2 X 25		2.78/70.6	2.72/69.1	2.400/60.96	.120/3.05	15u"/.38u GXT WITH GOLD FLASH		NOTE 7
-329	2 X 13		1.58/40.1	1.52/38.6	1.200/30.48	.150/3.81	15u"/.38u Au OR GXT OVER 50u"/1.27u Ni		NOTE 2
-330	2 X 25		2.78/70.6	2.72/69.1	2.400/60.96		15u"/.38u Au OR GXT OVER 50u"/1.27u Ni		
-331	2 X 30		3.28/83.3	3.22/81.8	2.900/73.66		15u"/.38u Au OR GXT OVER 50u"/1.27u Ni		
-332	2 X 17		1.98/50.3	1.92/48.8	1.600/40.64		15u"/.38u Au OR GXT OVER 50u"/1.27u Ni		
-333	2 X 20		2.28/57.9	2.22/56.4	1.900/48.26	.150/3.81	30u"/0.76u GXT WITH GOLD FLASH	SQ	
-334	2 X 10		1.28/32.5	1.22/31.0	.900/22.86	.105/2.67	15u"/.38u GXT WITH GOLD FLASH	RD	NOTE 2
-335	2 X 20		2.28/57.9	2.22/56.4	1.900/48.26	.105/2.67	30u"/0.76u GXT WITH GOLD FLASH	RD	NOTE 6
-336	2 X 22		2.48/63.0	2.42/61.5	2.100/53.34	.105/2.67	30u"/0.76u GXT WITH GOLD FLASH	RD	NOTE 6
-337	2 X 12	D	1.48/37.6	1.42/36.1	1.100/27.94	.150/3.81	15u"/.38u Au OR GXT OVER 50u"/1.27u Ni	SQ	NOTE 2
-338	2 X 5	A	.78/19.8	.72/18.3	.400/10.16	.150/3.81	15u"/.38u Au OR GXT OVER 50u"/1.27u Ni	SQ	NOTE 2
-339	2 X 4	A	.68/17.3	.62/15.8	.300/7.62	.105/2.67	15u"/.38u GXT WITH GOLD FLASH	SQ	NOTE 2
66506-340	2 X 10	D	1.28/32.5	1.22/31.0	.900/22.86	.150/3.81	30u"/0.76u Au OR GXT OVER 50u"/1.27u Ni	SQ	NOTE 2

mat'l. code		surface ISO 1302	tolerance ISO 406 ISO 1101	projection 	product family QUICKIE
ltr	ecn no	dr	date	tolerances unless otherwise specified	title
AJ				linear XXX±.01/XXX.3 XXX±.005/XXX±.0.13 XXX±.0020/XXX±0.051	HEADER QUICKIE SLIM LINE VERTICAL 4 WALL
				angles 0.125	INCH/MM scale 1:1
				dr L. SANDERS 1/25/95	dwg no sheet 9 of 10 size
				enr M. SMYK 1/25/95	66506 A3
				chr J. ROMBERGER 1/25/95	type Product Customer Drawing
				appd M. SMYK 1/25/95	
sheet index	revision sheet				



Copyright FCI

PRODUCT NUMBER NOTE 8, 9 & 12	SIZE	STYLE	DIM A	DIM B	DIM C	DIM J	PIN PLATING (NOTE 16)	PIN TYPE	PLASTIC MATERIAL
66506-341	2 X 17	D	1.98/50.3	1.92/48.8	1.600/40.64	.150/3.81	30u"/.76u Au OR GXT 50u"/1.27u Ni	SQ	NOTE 2
-342	2 X 10	D	1.28/32.5	1.22/31.0	.900/22.86	.150/3.81	15u"/.38u GXT	SQ	NOTE 2
-343	2 X 17	D	1.98/50.3	1.92/48.8	1.600/40.64	.150/3.81	15u"/.38u GXT	SQ	NOTE 2
-344	UNASSIGNED								
-345	2 X 20	D	2.28/57.9	2.22/56.4	1.900/48.26	.120/3.05	15u"/.38u GXT WITH GOLD FLASH	SQ	NOTE 7
-346	UNASSIGNED								
-347	UNASSIGNED								
-348	2 X 5	A	.78/19.8	.72/18.3	.400/10.16	.105/2.67	15u"/.38u GXT WITH GOLD FLASH	SQ	NOTE 2
-349	2 X 7	C	.98/24.9	.92/23.4	.600/15.24				
-350	2 X 8	D	1.08/27.4	1.02/25.9	.700/17.78				
-351	2 X 10		1.28/32.5	1.22/31.0	.900/22.86				
-352	2 X 13		1.58/40.1	1.52/38.6	1.200/30.48				
-353	2 X 17		1.98/50.3	1.92/48.8	1.600/40.64				
-354	2 X 20		2.28/57.9	2.22/56.4	1.900/48.26				
-355	2 X 22		2.48/63.0	2.42/61.5	2.100/53.34				
-356	2 X 25		2.78/70.6	2.72/69.1	2.400/60.96				
-357	2 X 30		3.28/83.3	3.22/81.8	2.900/73.66	.105/2.67	15u"/.38u GXT WITH GOLD FLASH		
-358	2 X 10		1.28/32.5	1.22/31.0	.900/22.86	.150/3.81	30u"/.76u GXT /50u"/1.27u Ni		
-359	2 X 17		1.98/50.3	1.92/48.8	1.600/40.64	.150/3.81	30u"/.76u GXT /50u"/1.27u Ni		NOTE 2
-360	2 X 12	D	1.48/37.6	1.42/36.1	1.100/27.94	.295/7.49	15u"/.38u GXT WITH GOLD FLASH		NOTE 7
-361	2 X 5	E	.78/19.8	.72/18.3	.400/10.16	.105/2.67	15u"/.38u GXT WITH GOLD FLASH		
-362	2 X 5	A	.78/19.8	.72/18.3	.400/10.16	.105/2.67	30u"/.76u GXT WITH GOLD FLASH		NOTE 2
-363	2 X 8	D	1.08/27.4	1.02/25.9	.700/17.78	.105/2.67			
-364	2 X 10	D	1.28/32.5	1.22/31.0	.900/22.86	.105/2.67			
-365	2 X 15	D	1.78/45.2	1.72/43.7	1.400/35.56	.105/2.67			
-366	2 X 17	D	1.98/50.3	1.92/48.8	1.600/40.64	.105/2.67			
-367	2 X 5	A	.78/19.8	.72/18.3	.400/10.16	.150/3.81			
-368	2 X 17	D	1.98/50.3	1.92/48.8	1.600/40.64	.150/3.81			
66506-369	2 X 25	D	2.78/70.6	2.72/69.1	2.400/60.96	.150/3.81	30u"/.76u GXT WITH GOLD FLASH	SQ	NOTE 2

SEE NOTE 11
SEE NOTE 11

mat'l. code		surface ISO 1302 <input checked="" type="checkbox"/>		tolerance ISO 406 ISO 1101		projection 		product family QUICKIE	
ltr	ecn no	dr	date	tolerances unless otherwise specified		title			
AJ				angles	linear	INCH/MM		HEADER QUICKIE SLIM LINE VERTICAL 4 WALL	
				Ort2r		scale 1:1		dwg no 66506 sheet 10 of 10 size A3	
				dr	L. SANDERS	1/25/95		FCI	
				enr	M. SMYK	1/25/95			
				chr	J. ROMBERGER	1/25/95			
				appd	M. SMYK	1/25/95		type Product Customer Drawing	
sheet index	revision sheet								