


HD-20 Full Metal-Shell Straight Posted Connectors

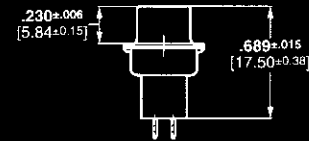
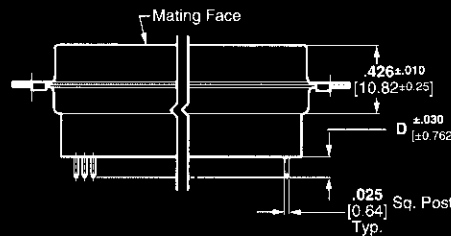
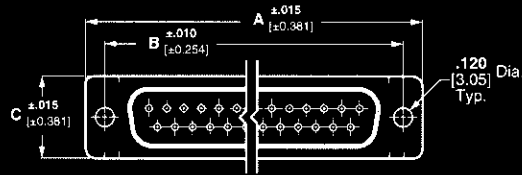
Plug



Without Grounding Indents



With Grounding Indents



See customer drawings for pcb layouts.

Material and Finish:

Shell—Steel, tin plated

Insert—94V-0 rated thermoplastic, black

Pin Contacts (Posted)—Brass, plated as follows:

A—.000030 [0.00076] gold on mating end, tin-lead on termination end, with entire contact .000050 [0.00127] (min.) nickel underplated

B—Gold flash on mating end, tin-lead on termination end, with entire contact .000050 [0.00127] (min.) nickel underplated

Technical Documents:

Product Specification—108-40025

Shell Size	No. of Contact Positions	Dimensions				Contact Finish (Plating Code)	Plug Part Numbers		
		A	B	C	D*		Without Grounding Indents	With Grounding Indents	With Clinch Nuts
1	9	1.213 30.81	.984 24.99	.494 12.55	.125 3.18	A	—	745410-1	749014-1
					.188 4.78	A	745182-2	—	
2	15	1.541 39.14	1.312 33.33	.494 12.55	.125 3.18	A	—	745411-1	—
					.188 4.78	A	745186-2	745959-1	
3	25	2.088 53.04	1.852 47.04	.494 12.55	.125 3.18	A	—	745412-1	745959-1
					.188 4.78	A	745412-7	—	
4	37	2.729 69.32	2.500 63.50	.494 12.55	.125 3.18	A	—	745413-1	—
					.188 4.78	A	745414-1	—	
5	50	2.635 66.93	2.406 61.11	.605 15.37	.125 3.18	A	—	745414-1	—
					.188 4.78	A	745414-7	—	

*.125 [3.18] post length is for recommended pc board thickness of .062-.093 [1.58-2.36] max.; .188 [4.78] post length is for recommended pc board thickness of .125 [3.18].

- Notes:**
1. All plugs are preloaded with size 20 DF posted pin contacts.
 2. Special loading of contacts can be arranged upon request.
 3. Longer post lengths available, consult Tyco Electronics.

Straight Posted Connectors