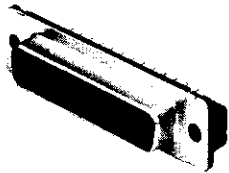


**Receptacle**



With Standard Mounting Holes



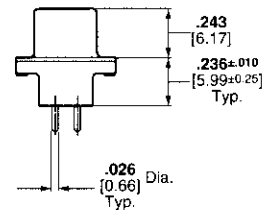
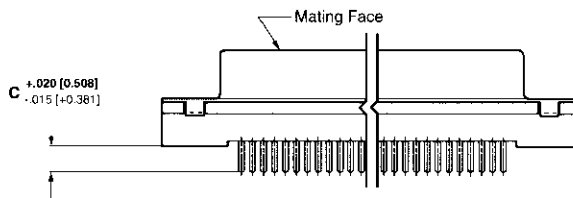
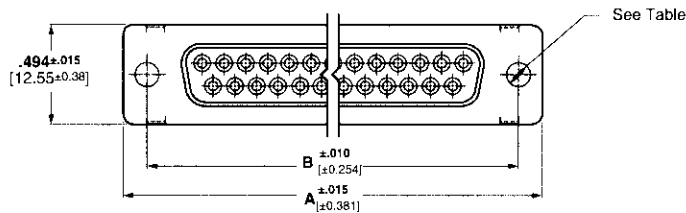
With Threaded Insert



With Fixed Female Screwlock



With Retention



See customer drawings for pcb layouts.

**Material and Finish:**

- Shell**—Steel, tin plated
- Housing**—94V-0 rated thermoplastic, black
- Threaded Inserts**—Brass, unplated
- Female Screwlocks**—Zinc

**Socket Contacts (Posted)**—

- Phosphor bronze, plated as follows:
- A**—000030 [0.00076] gold on mating end, tin-lead on termination end, with entire contact .000050 [0.00127] (min.) nickel underplated
- B**—Gold flash on mating end, tin-lead on termination end, with entire contact .000050 [0.00127] (min.) nickel underplated

**Technical Documents:**

- Product Specification**—108-40025
- Application Specification**—114-40023

Straight Posted Connectors

Shell Size	No. of Contact Positions	Dimensions			Contact Finish (Plating Code)	Receptacle Part Numbers				
		A	B	C*		With Standard Mounting Holes	With 4-40 Threaded Inserts	With Retention 4-40 Inserts (for .062 [1.58] PCB)	With Fixed Female Screwlocks	With Retention 4-40 Screwlocks (for .062 [1.58] PCB)
1	9	1.216 30.89	.984 24.99	.125	A	747150-2	747150-8	2-747706-0	1-747150-4	750678-1
				3.18	B	—	747150-7	—	1-747150-3	—
				.170	A	747150-4	—	—	1-747150-6	—
				4.32	B	—	747150-9	—	—	—
2	15	1.541 39.14	1.312 33.33	.125	A	747299-2	747299-8	2-747707-0	1-747299-4	787683-1
				3.18	B	—	747299-7	—	1-747299-3	—
				.170	A	747299-4	—	—	1-747299-6	—
				4.32	B	—	—	—	—	—
3	25	2.090 53.09	1.852 47.04	.125	A	745967-2	745967-8	2-747708-0	1-745967-4	748612-1
				3.18	B	—	745967-7	1-747708-9	—	—
				.170	A	745967-4	1-745967-0	—	1-745967-6	—
				4.32	B	—	—	—	1-745967-5	—
4	37	2.732 69.39	2.500 63.50	.125	A	747301-2	747301-8	2-747709-0	1-747301-4	787685-1
				3.18	B	—	747301-7	—	—	—
				.170	A	—	—	—	1-747301-6	—
				4.32	B	—	—	—	—	—

\*.125 [3.18] post length is recommended for pc board thickness of .062-.093 [1.58-2.36] max.; .170 [4.32] post length is recommended for pc board thickness of .093-.125 [2.36-3.18]; .250 [6.35] post length is for special applications

- Notes:**
1. All receptacles are preloaded with size 20 DF posted socket contacts.
  2. Male screw retainers are used as mating hardware for connectors with 4-40 female screwlocks.
  3. Pc board hole size is .121±.002 [3.07±0.0508] for all retention inserts and screwlocks.