

**HD-20 All-Plastic Right-Angle Posted Connectors 590 Mount (Continued)**

Post Size—.026 [0.66] Dia.

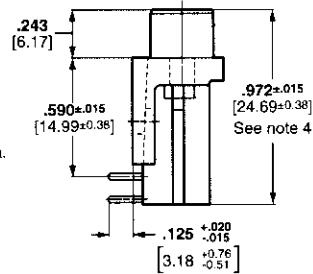
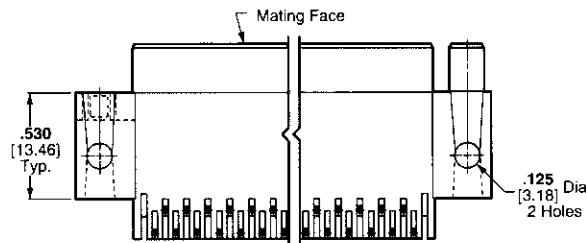
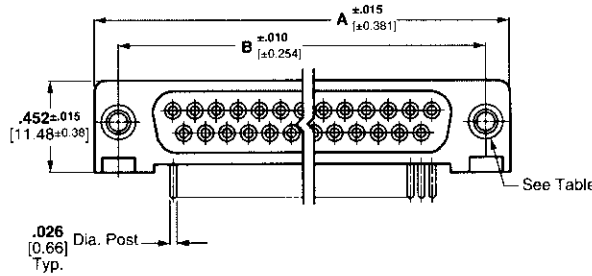
Receptacle—Without Boardlocks



With Threaded Insert



With Female Screwlock



**Material and Finish:**

**Housing**—94V-0 rated thermoplastic, black

**Threaded Inserts**—Zinc, chromate coated

**Female Screwlocks**—Zinc, chromate coated

**Socket Contacts (Posted)**—Phosphor bronze, duplex plated as follows:

**A**—.000030 [0.00076] gold on mating end, tin-lead on termination end, with entire contact nickel underplated

**B**—Gold flash on mating end, tin-lead on termination end, with entire contact nickel underplated

**Technical Documents:**

**Product Specification**—108-40025

**Application Specification**—114-40015

See customer drawings for printed circuit board layouts.

Shell Size	No. of Contact Positions	Dimensions		Contact Finish (Plating Code)	Part Numbers		
		A	B		With Threaded Inserts	With Fixed Female Screwlocks	With .125 [3.18] Mounting Holes
1	9	1.213	.984	A	747459-4	747459-6	747459-2
		30.81	24.99	B	747459-3	747459-5	747459-1
2	15	1.541	1.312	A	747460-4	748948-1	747460-2
		39.14	33.32	B	747460-3	747460-5	747460-1
3	25	2.088	1.852	A	747461-4	747461-6	747461-2
		53.04	47.04	B	747461-3	747461-5	747461-1
4	37	2.729	2.500	A	747462-4	747462-6	747462-2
		69.32	63.50				
5	50	2.635	2.406	A	—	—	206973-1
		66.93	61.11	B	—	—	206973-2

- Notes:**
- All receptacle connectors are preloaded with size 20 DF posted socket contacts.
  - Recommended pc board thickness is .093 [2.36] max.
  - Male screw retainers are used as mating hardware for connectors with 4-40 female screwlocks.
  - Dimension is 1.120 [28.45] for size 5 d-sub.

.590 [14.99] Board Mount Footprint