


HD-20 Front Metal-Shell Right-Angle Posted Connectors 318 Mount (Continued)

Post Size—.026 [0.66] Dia.

Receptacle



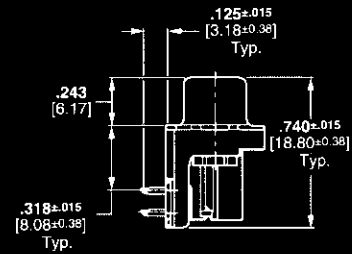
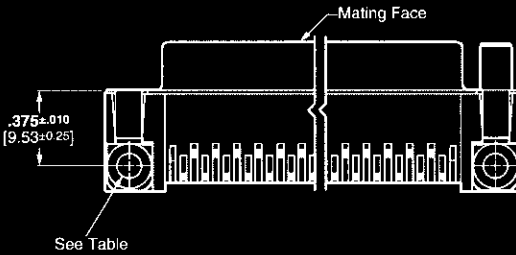
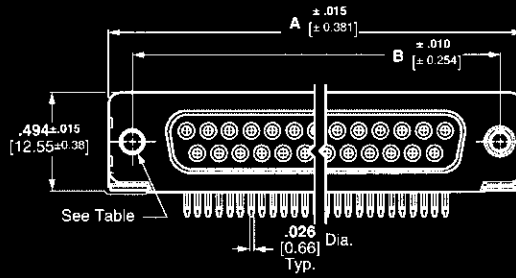
With Grounding Straps



With Threaded Insert



With Fixed Female Screwlock



Material and Finish:

- Front Shell**—Steel, tin plated
- Housing**—94V-0 rated thermoplastic, black
- Eyelets**—Brass, tin plated
- Threaded Inserts**—Zinc
- Female Screwlock**—Zinc
- Boardlocks**—Copper alloy, tin-lead plated
- Socket Contacts (Posted)**—Phosphor bronze, duplex plated as follows:

- A**—000030 [0.00076] gold on mating end, tin-lead on termination end, with entire contact nickel underplated
- B**—Gold flash on mating end, tin-lead on termination end, with entire contact nickel underplated

Technical Documents:

- Product Specification**—108-40025
- Application Specification**—114-40010

.318 [8.08] Board Mount Footprint

Shell Size	No. of Contact Positions	Dimensions		Contact Finish (Plating Code)	Receptacle Part Numbers					
		A	B		Without Boardlocks			With Boardlocks		
					With Standard Mounting Holes	With Threaded Inserts	With Fixed Female Screwlocks	With Standard Mounting Holes	With Threaded Inserts	With Fixed Female Screwlocks
1	9	1.213 30.81	.984 24.99	A	745781-2	745781-4	745781-6	747844-2	747844-4	747844-6
				B	—	745781-3	—	—	747844-3	747844-5
2	15	1.541 39.14	1.312 33.33	A	745782-2	745782-4	745782-6	747845-2	747845-4	747845-6
				B	—	—	—	—	747845-3	747845-5
3	25	2.088 53.04	1.852 47.04	A	745783-2	745783-4	745783-6	747846-2	747846-4	747846-6
				B	—	745783-3	745783-5	—	747846-3	747846-5
4	37	2.729 69.32	2.500 63.50	A	745784-2	745784-4	745784-6	—	747847-4	747847-6

- Notes:**
- All receptacle connectors are preloaded with size 20 DF posted socket contacts.
 - Recommended pc board thickness is .062 [1.58] for connectors with boardlocks and .093 [2.36] max. for all others.
 - Male screw retainers are used as mating hardware for connectors with 4-40 female screwlocks.