


# High Insulation Resistance Reed Relays



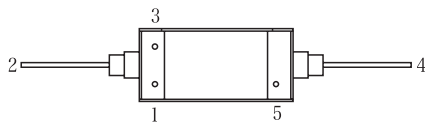
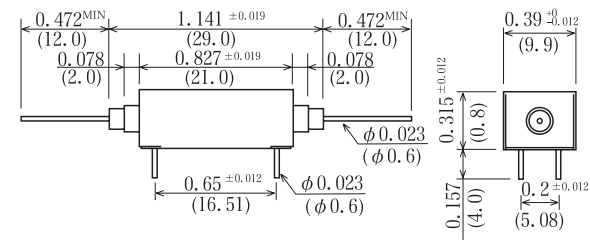
The 95 series features the ultra high insulation resistance in the Sanyu relays product line. Easy mounting became possible by and this structure, and also controlling minute signal possible by guarding both Electrostatic Shield and Magnetic Shield.

- High insulation resistance up to  $10^{14}$
- Available 1 form A, 2 form A, and 3 form A
- Contact rating available 10W and 50W
- Lead configuration in lead and PCB

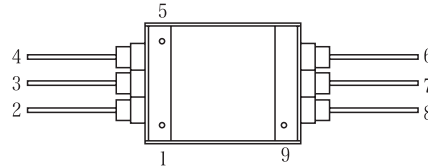
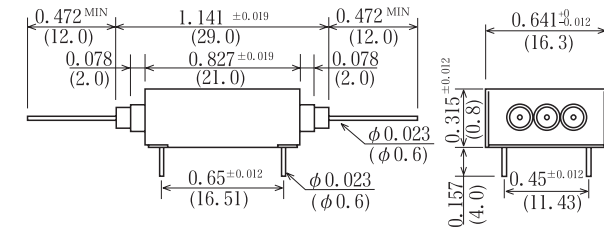
## Mechanical Dimensions

All dimensions are measured in inches (millimeters).

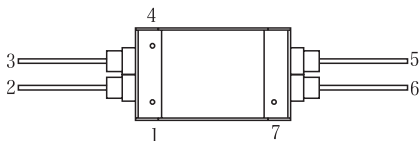
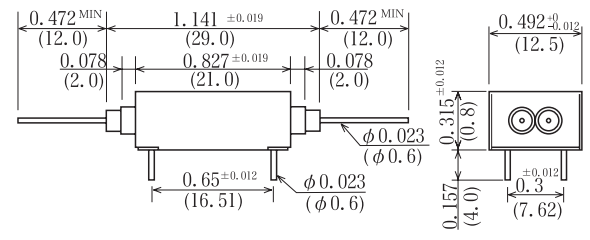
9 5 D - 1 A □ 4 N 4 - □ □



9 5 D - 3 A □ 4 N 4 - □ □



9 5 D - 2 A □ 4 N 4 - □ □





95D Series			Model Number	Model Number	Model Number	Model Number	Model Number	Model Number			
			95D-1A□4N4-60	95D-1A□4N4	95D-2A□4N4-60	95D-2A□4N4	95D-3A□4N4-60	95D-3A□4N4			
Parameters	Test Condition	Units	1 Form A		2 Form A		3 Form A				
<b>Coil Specifications</b>											
Nominal coil voltage		VDC	5	12	24	5	12	24	5	12	24
Coil resistance	±10% at 20°C	Ω	450	2500	8000	260	1500	6000	180	1000	4000
Operating voltage	15°C~35°C	VDC Max	4.0	9.6	19.2	4.0	9.6	19.2	4.0	9.6	19.2
Release voltage	15°C~35°C	VDC Min	0.7	1.2	2.4	0.7	1.2	2.4	0.7	1.2	2.4
<b>Contact Ratings</b>											
Switching voltage	Peak AC resistance	Volts	100	350	100	350	100	350	100	350	
Switching current	Max. DC/Peak AC resistance	Amps	0.5	0.5	0.5	0.5	0.5	0.5	0.5	0.5	
Carry current	Max. DC/Peak AC resistance	Amps	1.0	2.5	1.0	2.5	1.0	2.5	1.0	2.5	
Contact rating	Max. DC/Peak AC resistance	Watts	10	50	10	50	10	50	10	50	
Life expectancy	1V, 10mA	×10 <sup>6</sup> cycles	1000	1000	1000	1000	1000	1000	1000	1000	
Contact resistance	Maximum initial	mΩ	150	150	150	150	150	150	150	150	
Contact resistance stability	Maximum initial	mΩ	5.0	5.0	5.0	5.0	5.0	5.0	5.0	5.0	
<b>Relay Specifications</b>											
Insulation resistance	Between open contacts	Ω-min	10 <sup>14</sup>	10 <sup>14</sup>	10 <sup>14</sup>	10 <sup>14</sup>	10 <sup>14</sup>	10 <sup>14</sup>	10 <sup>14</sup>	10 <sup>14</sup>	
	Contacts to shield	Ω-min	10 <sup>13</sup>	10 <sup>13</sup>	10 <sup>13</sup>	10 <sup>13</sup>	10 <sup>13</sup>	10 <sup>13</sup>	10 <sup>13</sup>	10 <sup>13</sup>	
	Shield to coil at 100V 20°C 40%RH	Ω-min	10 <sup>11</sup>	10 <sup>11</sup>	10 <sup>11</sup>	10 <sup>11</sup>	10 <sup>11</sup>	10 <sup>11</sup>	10 <sup>11</sup>	10 <sup>11</sup>	
Capacitance	Across open contacts Contact to Shield	Shield guarding Contacts open, Shield floating	pF-Max								
Open contact to coil	Shield guarding										
Dielectric strength	Between contacts	VDC	200	500	200	500	200	500	200	500	
	Contacts to shield		1000	1000	1000	1000	1000	1000	1000	1000	
Operating time (Including bounce)	At nominal coil voltage, 100Hz Square wave	msec	1.0	1.0	1.0	1.0	1.0	1.0	1.0	1.0	
Release time	Diode suppression	msec	1.0	1.0	1.0	1.0	1.0	1.0	1.0	1.0	
Environmental Ratings		Schematics Top view									
Measurement reference conditions Temp. : 15°C~35°C Humidity : 25%~85%RH Atmospheric pressure : 860~1060hPa Storage temp. : -40°C~+80°C Operating temp. : -20°C~+60°C The operating and Release Voltage and the coil resistance are specified at 20°C. These values change approximately 0.4%/°C change in the ambient temperature. Vibration : 20Gs to 2000Hz Shock : 50Gs											

**Notes :**

- (1) Values are specified with a resistive load being applied. A contact protective circuit is required for C and L type loads.
- (2) The values for the operating time and release time however, are when the rated coil voltage is applied and a clamp diode is attached.

**ORDERING CODE**

9 5 D - □ A □ 4 N 4 - □ □  
(1) (2) (3)

Example 95D-1A14N4 Represents Series 95D 1Form A, Dry Reed (Rhodium), Coil Voltage 5V and Electrostatic Shield.

- |                        |                  |                          |
|------------------------|------------------|--------------------------|
| (1) Number of capsules | (2) Coil Voltage | (3) Special Code Example |
| 1-1 capsule            | 1-5VDC           | 60-Contact Rating 10W    |
| 2-2 capsules           | 2-12VDC          |                          |
| 3-3 capsules           | 3-24VDC          |                          |