

Low Resistance Value Chip Resistors(Current Sensing Resistors) 0603, 2512

Type: **ERJM03**

ERJM1W



■ Features

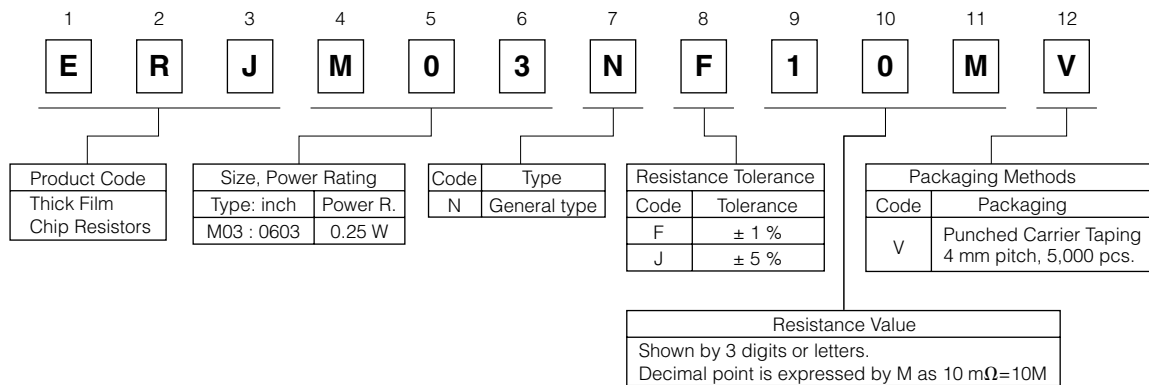
- Low resistance values and high precision(1 mΩ to 20 mΩ)
- Stable resistance not influenced by measurement position
- High heat emission
- Low profile, strong body
- Inductance less than 1.0 nH for the metal plate structure
- RoHS compliant

■ Packaging Methods, Land Pattern, Soldering Conditions and Safety Precautions

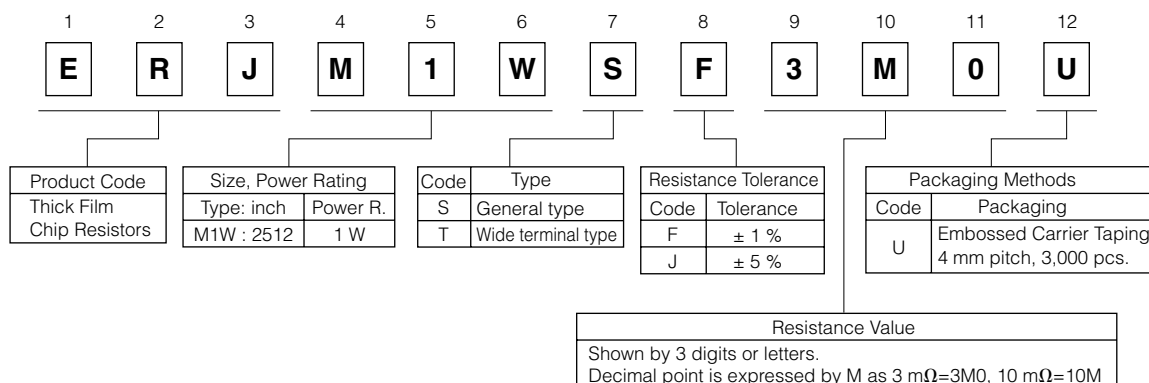
Please see Data Files

■ Explanation of Part Numbers

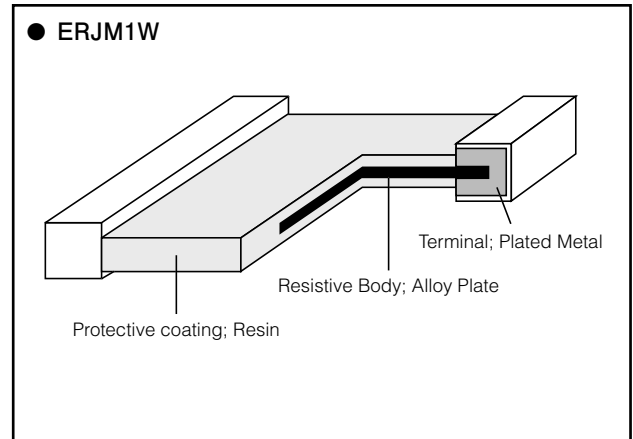
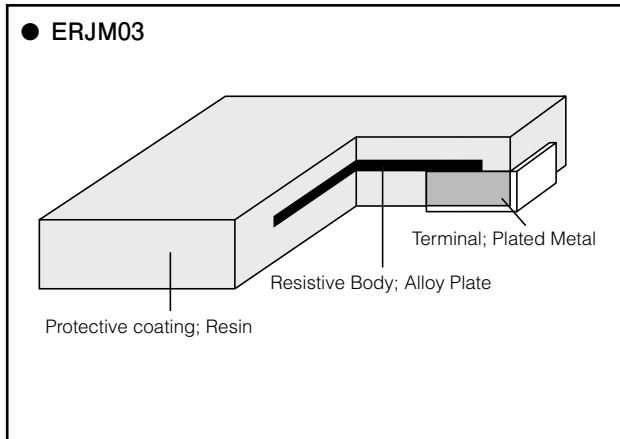
● ERJM03



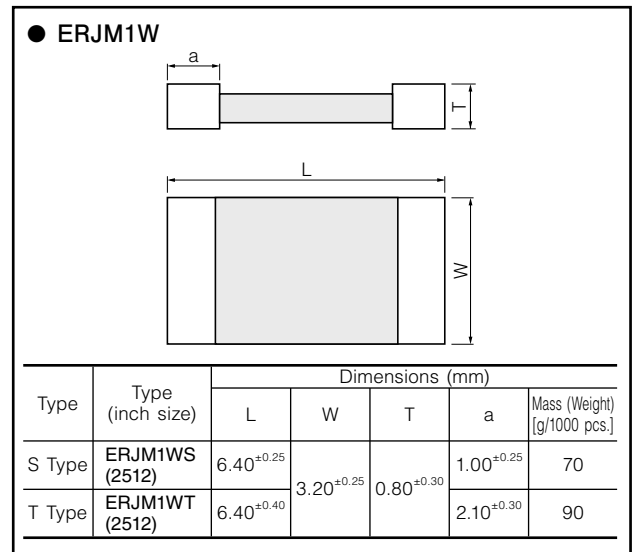
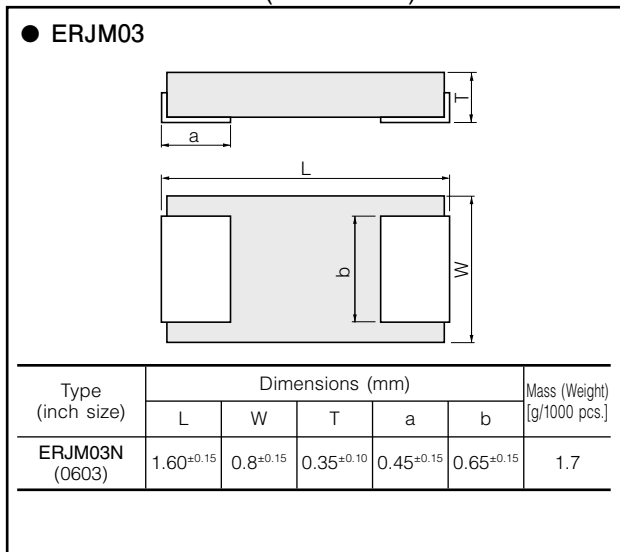
● ERJM1W



Construction



Dimensions in mm (not to scale)



Ratings

Type (inch size)	Power Rating at 70 °C (W)	Standard Resistance (mΩ)	Resistance Tolerance (%)	T.C.R. (×10 ⁻⁶ /°C)	Category Temperature Range (°C)	Circuit board of use
ERJM03N (0603)	0.25	10	F: ±1, J: ±5	±100	-55 to +155	-
ERJM1WS (2512)	1	3, 4		±350	-55 to +170	You should use the aluminum substrate when the added wattage exceeds 0.5 W.
		5, 6, 10, 15, 20		±100		
ERJM1WT (2512)		1, 1.5		350±100		
	2, 3, 4	100±50				

* Please contact the factory for other values and the range

Power Derating Curve

For resistors operated in ambient temperatures above 70 °C, power rating shall be derated in accordance with the figure on the right.

