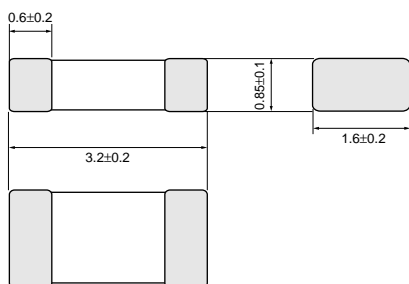


Chip Coils for DC-DC Converter Monolithic Type

LQM31P Series (1206 Size)

Dimension



(in mm)

Packaging

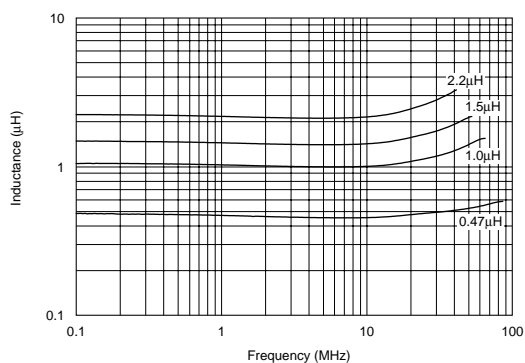
Code	Packaging	Minimum Quantity
L	180mm Embossed Tape	3000
B	Bulk(Bag)	1000

Rated Value (□: packaging code)

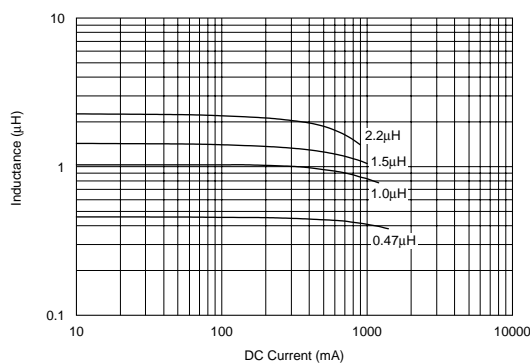
Part Number	Inductance	Test Frequency	Rated Current	DC resistance	Self Resonance Frequency (min.)
LQM31PNR47M00□	0.47 μ H \pm 20%	1MHz	1400mA	0.07ohm \pm 25%	80MHz
LQM31PN1R0M00□	1.0 μ H \pm 20%	1MHz	1200mA	0.12ohm \pm 25%	60MHz
LQM31PN1R5M00□	1.5 μ H \pm 20%	1MHz	1000mA	0.14ohm \pm 25%	50MHz
LQM31PN2R2M00□	2.2 μ H \pm 20%	1MHz	900mA	0.19ohm \pm 25%	40MHz

Operating Temperature Range: -55°C to +125°C

Inductance-Frequency Characteristics



Inductance-Current Characteristics



Caution/Notice

Caution (Rating)

Do not use products beyond the rated current as this may create excessive heat.

Notice

Solderability of Tin plating termination chip might be deteriorated when low temperature soldering profile where peak solder temperature is below the Tin melting point is used. Please confirm the solderability of Tin plating termination chip before use.

● This data sheet is applied for CHIP COIL used for General Electronics equipment for your design.

Note:

- This datasheet is downloaded from the website of Murata Manufacturing co., Ltd. Therefore, it's specifications are subject to change or our products in it may be discontinued without advance notice. Please check with our sales representatives or product engineers before ordering.
- This datasheet has only typical specifications because there is no space for detailed specifications. Therefore, please approve our product specifications or transact the approval sheet for product specifications before ordering.