

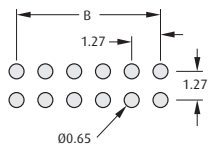
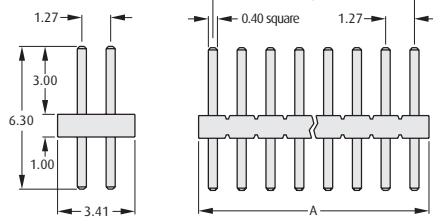
# M50 Connectors

## Male Vertical & Horizontal

- ❖ Suitable for use with female connectors on pages 92 to 94.
- ❖ Also available with variable dimensions, see page 96.
- ❖ Additional number of ways available on request.

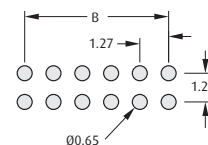
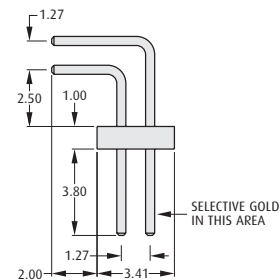
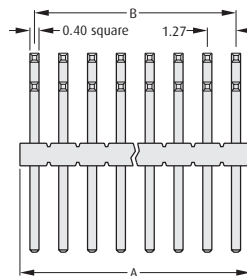
1.27mm (.050") PITCH

### VERTICAL PC TAIL



Recommended PC Board Pattern

### HORIZONTAL PC TAIL

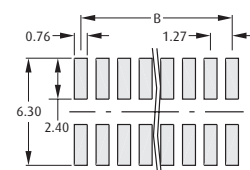
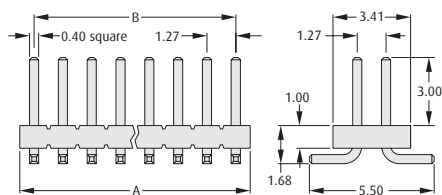


Recommended PC Board Pattern

#### CALCULATION

<b>A</b>	1.27 x No. of ways per row
<b>B</b>	1.27 x (No. of ways per row - 1)

### VERTICAL SMT



Recommended PC Board Pattern

### HOW TO ORDER

**M50 - 3 X 0 XX 42**

**SERIES CODE**

**TYPE**

<b>5</b>	Vertical PC Tail
<b>6</b>	Vertical SMT
<b>9</b>	Horizontal PC Tail

**FINISH**

**42** Gold + Tin

**NO OF WAYS PER ROW**

**05 to 12, 15, 20, 25, 30, 35, 40, 45, 50**

[www.harwin.com](http://www.harwin.com)

All dimensions in mm.



**HARWIN**