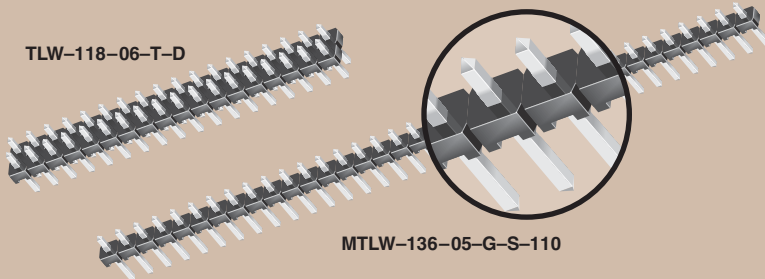




TLW-118-06-T-D



MTLW-136-05-G-S-110

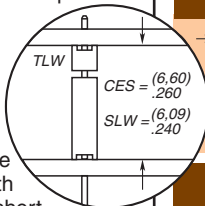


# LOW PROFILE HEADER TLW, MTLW SERIES

Mates with:  
BSW, CES, SLW, HLE

## FEATURES

These headers provide the ultimate low profile (0,64mm) .025" square post board stacking system. The high quality Phosphor Bronze terminals are available with a standard short post height (TLW Series) for mating with low profile sockets, or the post height can be Modified (MTLW Series) to accommodate IDC assemblies and other applications.



**TLW** — **1** NO. PINS PER ROW

**01 thru 40**  
= Single Row

(2,54) .100 x No. of Positions

40 (2,54) 01 (2,48) .098

**01 thru 36**  
= Double Row

02 72 (5,03) .198

(2,54) .100 01 71

**LEAD STYLE**

Specify "LEAD STYLE" from chart

LEAD STYLE	A	C
-01	N/A	(5,84) .230
-05	(4,32) .170	(2,67) .105
-06	(3,43) .135	(2,67) .105

**PLATING OPTION**

**-G**  
= 10µ" (0,25µm) Gold on post, Gold flash on tail

**-T**  
= Matte Tin

**ROW OPTION**

**-S**  
= Single Row

**-D**  
= Double Row

**OTHER OPTION**

**-RA**  
= Right Angle  
(-01 Lead Style only)

**-"XX"**  
= Polarized Position  
Specify position for omitted pin.

## SPECIFICATIONS

For complete specifications  
www.samtec.com?TLW or  
see www.samtec.com?MTLW

**Insulator Material:**  
Black Liquid Crystal Polymer



**Terminal Material:**  
Phosphor Bronze

**Plating:**

Au or Sn over 50µ" (1,27mm) Ni

**Current Rating:**

3A  
**Operating Temp Range:**  
-55°C to +105°C with Tin  
-55°C to +125°C with Gold

**RoHS Compliant:**

Yes

**Processing:**

**Max Processing Temp:**  
230°C for 60 seconds, or  
260°C for 20 seconds 3x  
**Lead-Free Solderable:**  
Yes

**Note:**

Some lengths, styles and options are non-standard, non-returnable. MTLW Series is non-standard, non-returnable.

**MTLW** — **1** NO. PINS PER ROW

**01 thru 40**  
= Single Row

(2,54) .100 x No. of Positions

40 (2,54) 01 (2,48) .098

**01 thru 36**  
= Double Row

02 72 (5,03) .198

(2,54) .100 01 71

(0,64) .025 SQ

(1,52) .060

**LEAD STYLE**

Specify "LEAD STYLE" from chart

LEAD STYLE	OAL
-05	(8,51) .335
-06	(7,62) .300
-07	(10,92) .430
-08	(13,46) .530
-09	(18,54) .730
-10	(21,08) .830
-22	(16,00) .630
-23	(11,30) .445
-24	(12,19) .480

**PLATING OPTION**

**-G**  
= 10µ" (0,25µm) Gold on post, Gold flash on tail

**-T**  
= Matte Tin

**ROW OPTION**

**-S**  
= Single Row

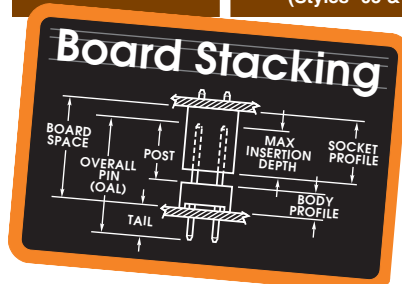
**-D**  
= Double Row

**POST HEIGHT**

**-"XXX"**  
= Post Height Dimension (In inches)

**-S**  
= 30µ" (0,76µm) Gold on post, Matte Tin on tail (Styles -05 & -06 N/A)

**-L**  
= 10µ" (0,25µm) Gold on post, Matte Tin on tail (Styles -05 & -06 N/A)



Due to technical progress, all designs, specifications and components are subject to change without notice.

WWW.SAMTEC.COM