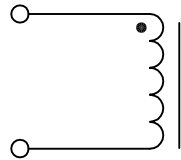
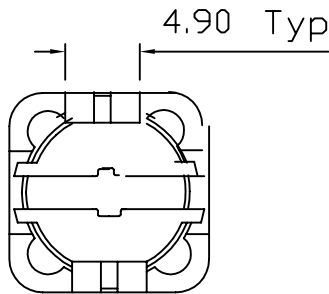
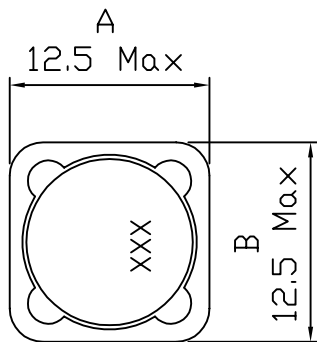
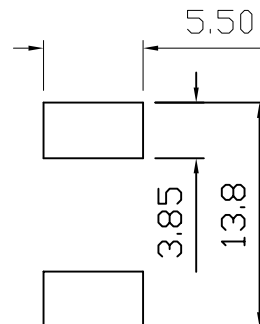
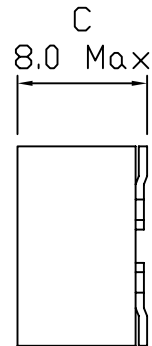


**ON-HR320102-XXX**
**Features:**

- High power, High saturation inductor.
- With Magnetic shield against radiation.
- Directly connected electrode on ferrite core.
- Inductance and Rated current ranges: 1.2uH ~ 1000uH & 9.8A ~ 0.55A
- Highly accurate dimensions for automatic mounting.

**Schematics**

**Mechanical Dimensions**


(Bottom View)



(SUGGESTED MOUNTING PAD)

 Unless otherwise specified,  
 Tol.: .xx ±0.25 (mm)

**SMT Power Inductor**
**ON-HR320102-XXX**
**Electrical Specification @25°C**

Part Number	<sup>1</sup> Inductance (uH ±20%)	<sup>2</sup> DC Current (Adc Max)	DCR (mOhms Max)	Test Frequency
ON-HR320102-1R2	1.2	9.8	7.00	100KHz
ON-HR320102-2R4	2.4	8.0	11.5	100KHz
ON-HR320102-3R5	3.5	7.5	13.5	100KHz
ON-HR320102-4R7	4.7	6.8	15.8	100KHz
ON-HR320102-6R1	6.1	6.6	17.6	100KHz
ON-HR320102-7R6	7.6	5.9	20.0	100KHz
ON-HR320102-100	10	5.4	21.6	100KHz
ON-HR320102-120	12	4.9	24.3	100KHz
ON-HR320102-150	15	4.5	27.0	100KHz
ON-HR320102-180	18	3.9	39.2	100KHz
ON-HR320102-220	22	3.6	43.2	100KHz
ON-HR320102-270	27	3.4	45.9	100KHz
ON-HR320102-330	33	3.0	64.8	100KHz
ON-HR320102-390	39	2.75	72.9	100KHz
ON-HR320102-470	47	2.50	100	100KHz
ON-HR320102-560	56	2.35	110	100KHz
ON-HR320102-680	68	2.10	140	100KHz
ON-HR320102-820	82	1.95	160	100KHz
ON-HR320102-101	100	1.70	220	100KHz
ON-HR320102-121	120	1.60	250	100KHz
ON-HR320102-151	150	1.42	280	100KHz
ON-HR320102-181	180	1.30	350	100KHz
ON-HR320102-221	220	1.16	390	100KHz
ON-HR320102-271	270	1.06	560	100KHz
ON-HR320102-331	330	0.95	640	100KHz
ON-HR320102-391	390	0.88	700	100KHz
ON-HR320102-471	470	0.79	980	100KHz
ON-HR320102-561	560	0.73	1070	100KHz
ON-HR320102-681	680	0.67	1460	100KHz
ON-HR320102-821	820	0.60	1640	100KHz
ON-HR320102-102	1000	0.55	1820	100KHz

**Remarks:**

Open circuit inductance test condition: 100KHz 250mV 0mAdc.

DC Current @Inductance drop 30% typ.