



Features

- Formerly *J.W. Miller* model
- Available in E12 series
- Small diameter of only 5.8 mm maximum
- Profile of 4.8 mm
- RoHS compliant*

Applications

- Input/output of DC/DC converters
- Power supplies for:
 - Portable communication equipment
 - Camcorders
 - LCD TVs
 - Car radios

PM54 Series - SMD Power Inductor

Electrical Specifications

Bourns Part No.	Inductance 1 kHz		Q Ref.	Test Frequency (MHz)	SRF Min. (MHz)	RDC (Ω)	I _{rms} Max. (A)	I _{sat} Typ. (A)
	(μ H)	Tol. %						
PM54-100M-RC	10	± 20	30	2.52	23	0.10	1.45	2.00
PM54-120M-RC	12	± 20	30	2.52	22	0.12	1.40	1.90
PM54-150M-RC	15	± 20	30	2.52	20	0.14	1.30	1.60
PM54-180M-RC	18	± 20	30	2.52	18	0.15	1.25	1.50
PM54-220M-RC	22	± 20	30	2.52	16	0.19	1.10	1.40
PM54-270M-RC	27	± 15	28	2.52	14	0.22	1.00	1.30
PM54-330L-RC	33	± 15	24	2.52	13	0.25	0.88	1.10
PM54-390L-RC	39	± 15	24	2.52	13	0.32	0.80	1.00
PM54-470L-RC	47	± 15	22	2.52	12	0.37	0.72	1.00
PM54-560K-RC	56	± 10	22	2.52	11	0.42	0.68	0.90
PM54-680K-RC	68	± 10	22	2.52	10	0.52	0.62	0.84
PM54-820K-RC	82	± 10	20	2.52	9	0.60	0.58	0.75
PM54-101K-RC	100	± 10	20	0.796	9	0.70	0.52	0.68
PM54-121K-RC	120	± 10	22	0.796	7	0.93	0.48	0.60
PM54-151K-RC	150	± 10	20	0.796	6	1.10	0.40	0.54
PM54-181K-RC	180	± 10	20	0.796	6	1.38	0.38	0.50
PM54-221K-RC	220	± 10	20	0.796	6	1.57	0.35	0.44

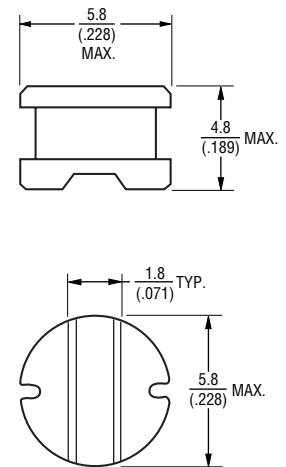
General Specifications

Test Voltage 1 V
 Reflow soldering.... 230 °C, 50 sec max.
 Operating Temperature
 -40 °C to +125 °C
 (Temperature rise included)
 Storage Temperature .. -40 °C to +125 °C
 Resistance to Soldering Heat
260 °C for 5 sec.

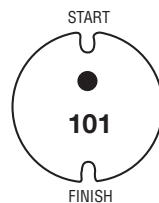
Materials

Core.....Ferrite DR core
 Wire Enameled copper
 Terminal: Ag/Ni/Sn
 Rated Current
 Ind. drop 10 % typ. at I_{sat}
 Temperature Rise
40 °C max. at rated I_{rms}
 Packaging..... 1500 pcs. per reel

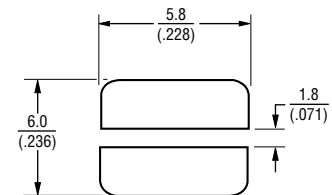
Product Dimensions



Typical Part Marking



Recommended Layout



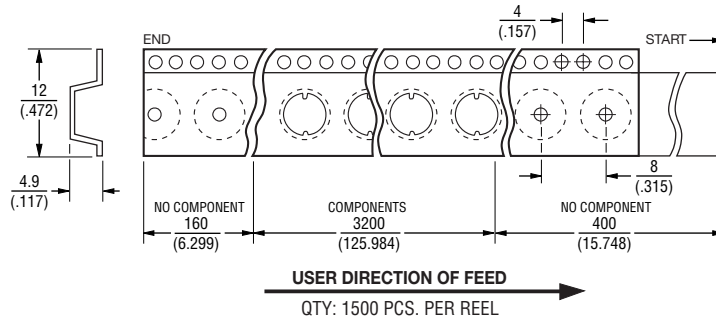
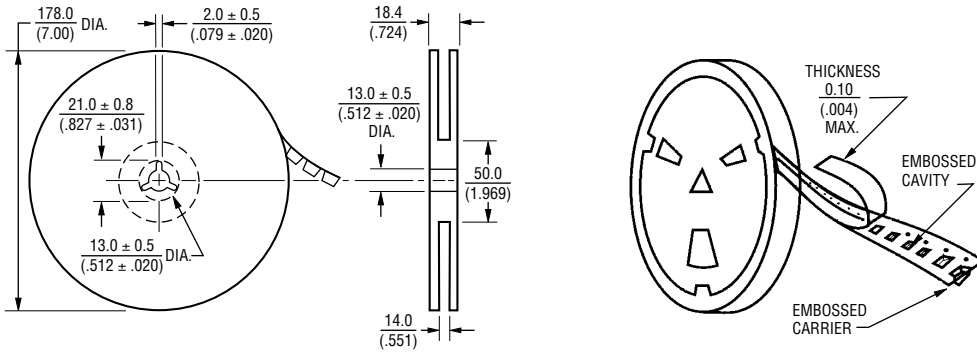
DIMENSIONS: $\frac{\text{MM}}{\text{(INCHES)}}$

*RoHS Directive 2002/95/EC Jan 27 2003 including Annex.
 Specifications are subject to change without notice.
 Customers should verify actual device performance in their specific applications

PM54 Series - SMD Power Inductor

BOURNS®

Packaging Specifications



DIMENSIONS: $\frac{\text{MM}}{\text{(INCHES)}}$

REV. 05/09

Specifications are subject to change without notice.
Customers should verify actual device performance in their specific applications