



Features

- Shielded construction
- Unit height of 5.9 mm
- Inductance range: 0.22 μ H to 10 μ H
- Current up to 45 A
- RoHS compliant*

Applications

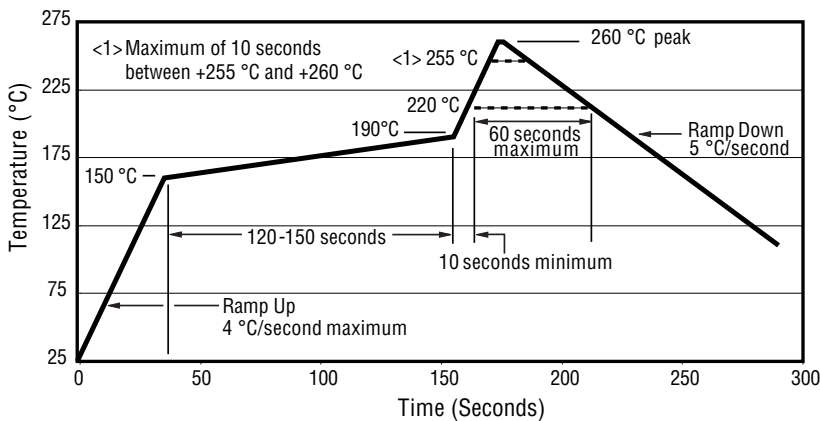
- Input/output of DC/DC converters
- Power supplies for:
 - Portable communications equipment
 - Camcorders
 - LCD TVs
 - Car audio systems

SRP1250 Series - Shielded Power Inductors

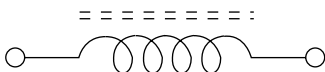
Electrical Specifications

Bourns Part No.	Inductance L (μ H) ± 20 %	I rms (A)	I sat (A)	DCR (m Ω) max.
SRP1250-R22M	0.22	45	80	1.0
SRP1250-R36M	0.36	41	75	1.1
SRP1250-R47M	0.47	38	65	1.3
SRP1250-R50M	0.50	36	55	1.5
SRP1250-R56M	0.56	36	55	1.5
SRP1250-R68M	0.68	34	54	1.7
SRP1250-R82M	0.82	31	53	2.3
SRP1250-1R0M	1.00	29	50	2.5
SRP1250-1R2M	1.20	27	49	3.3
SRP1250-1R5M	1.50	23	48	4.1
SRP1250-1R8M	1.80	21	40	4.7
SRP1250-2R2M	2.20	20	32	5.5
SRP1250-2R7M	2.70	17	32	7.3
SRP1250-3R3M	3.30	15	32	9.2
SRP1250-4R7M	4.70	12	27	15.0
SRP1250-6R0M	6.00	9.5	14	10.0
SRP1250-6R8M	6.80	11	21	18.5
SRP1250-7R8M	7.80	10	18	20.5
SRP1250-9R0M	9.00	10	18	22.5
SRP1250-100M	10.0	9	16	25.5

Soldering Profile



Electrical Schematic



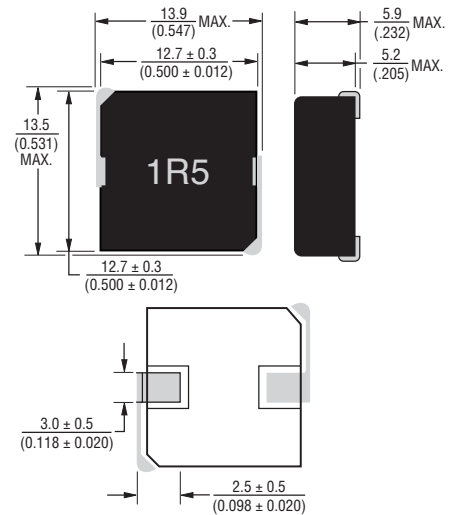
General Specifications

Test Voltage0.25 V
 Test Frequency100 KHz
 Reflow Soldering230 °C; 50 sec max.
 Operating Temperature ..-55 °C to +150 °C
 (Temperature rise included)
 Storage Temperature..-55 °C to +150 °C
 Resistance to Soldering Heat
+260 °C for 10 sec.

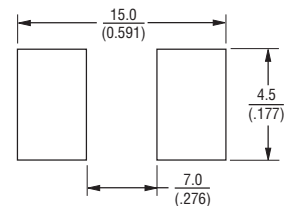
Materials

CoreIron
 WireEnameled copper
 TerminalCu/Sn
 Rated CurrentInd. drops 20 % at I sat
 Temperature Rise40 °C at rated I rms
 Packaging500 pcs. per 13-inch reel

Product Dimensions



Recommended Layout



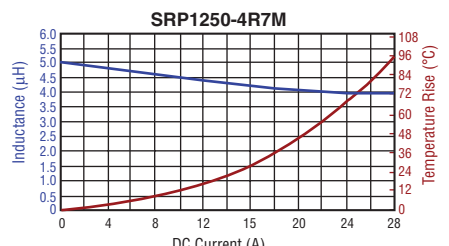
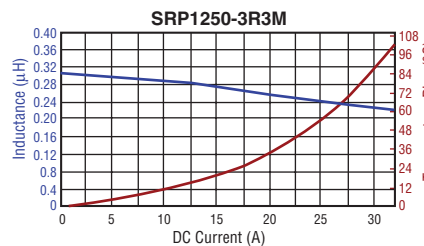
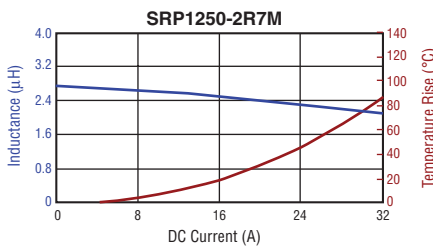
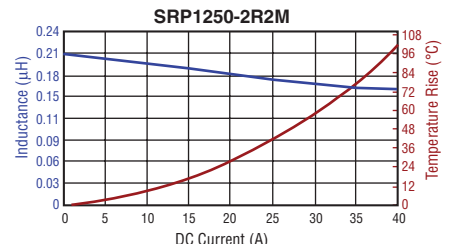
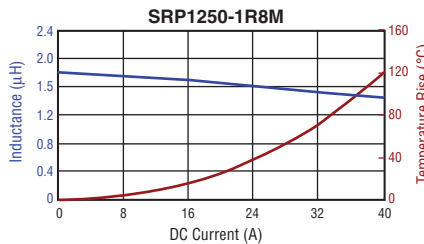
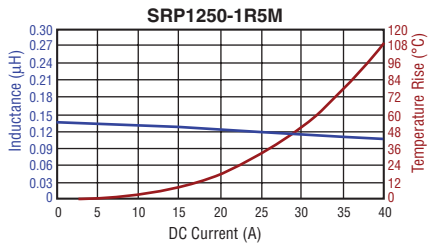
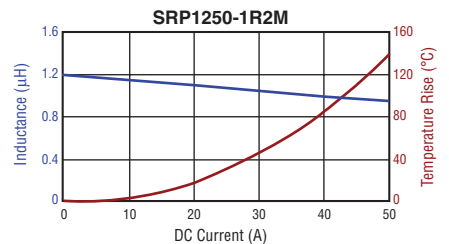
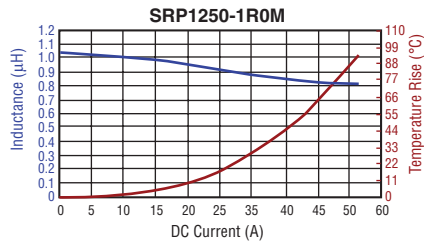
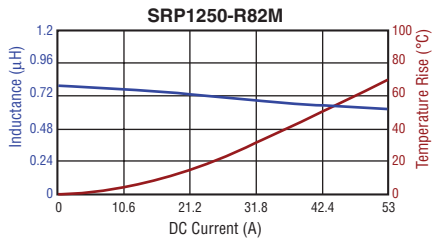
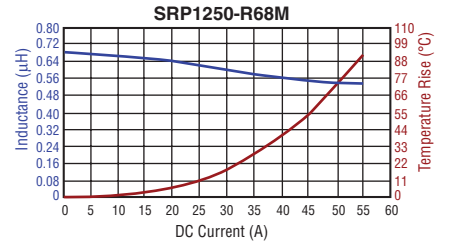
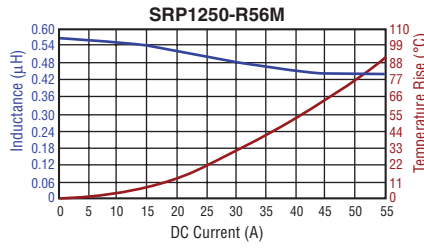
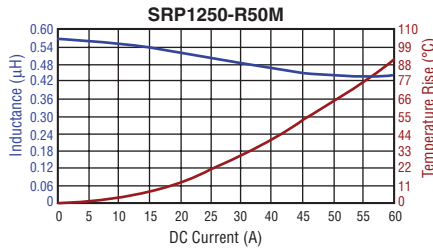
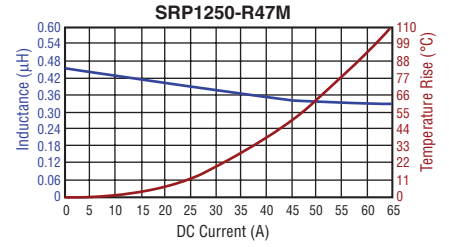
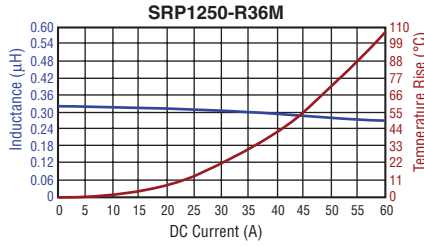
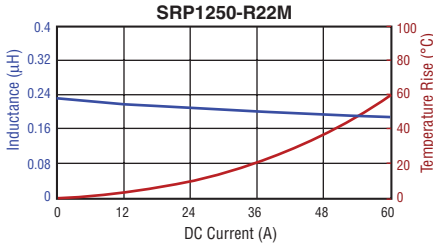
DIMENSIONS: $\frac{\text{MM}}{\text{(INCHES)}}$

*RoHS Directive 2002/95/EC Jan 27, 2003 including Annex.
 Specifications are subject to change without notice.
 Customers should verify actual device performance in their specific applications.

SRP1250 Series - Shielded Power Inductors

BOURNS®

L vs. I Charts

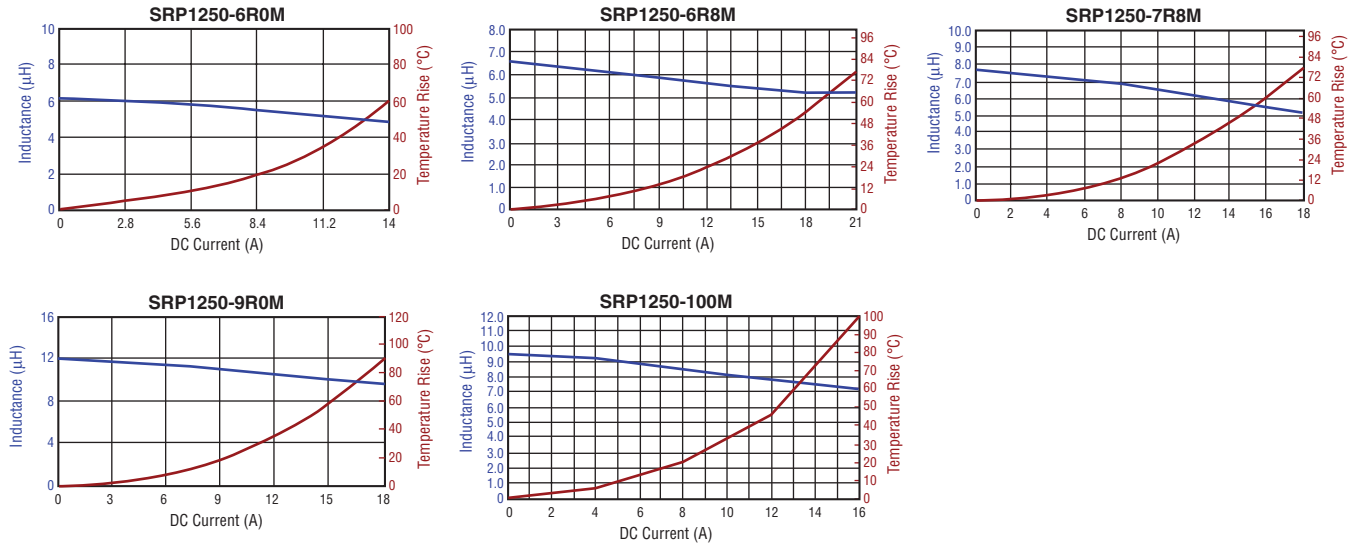


Specifications are subject to change without notice. Customers should verify actual device performance in their specific applications.

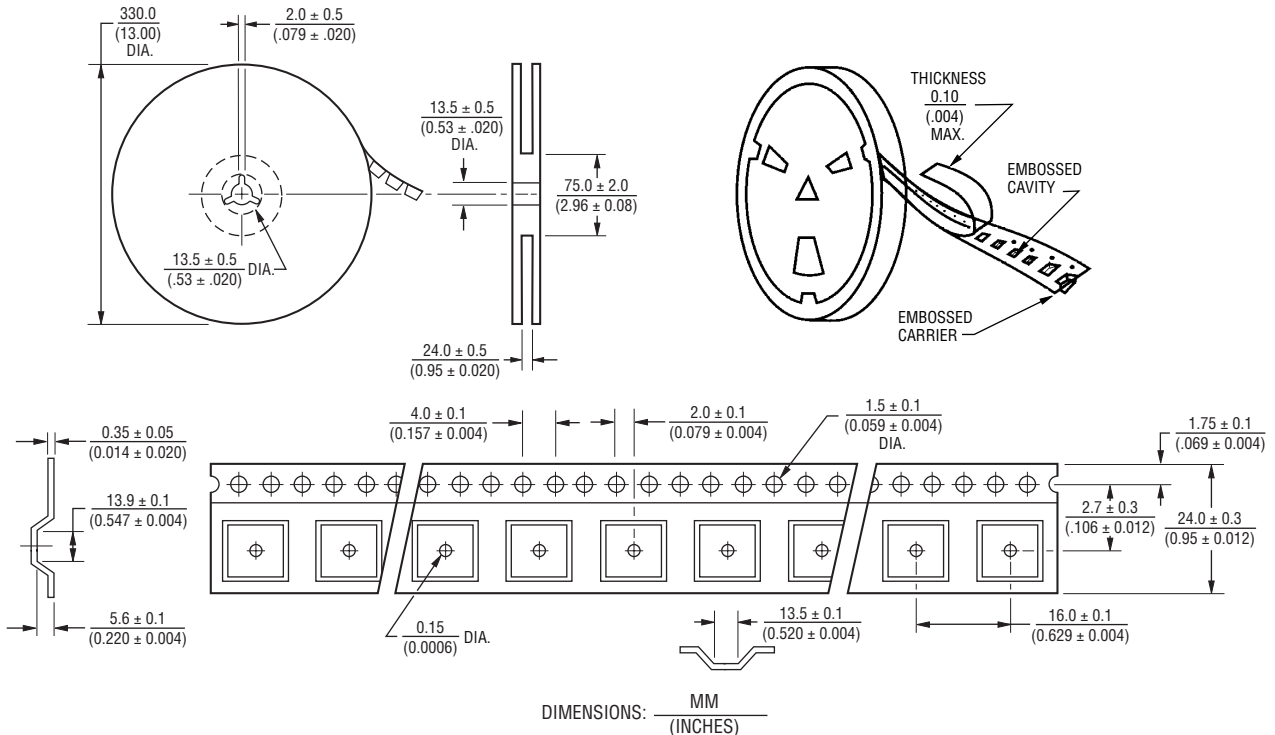
SRP1250 Series - Shielded Power Inductors

BOURNS®

L vs. I Charts



Packaging Specifications



REV. 03/11

Specifications are subject to change without notice.
Customers should verify actual device performance in their specific applications.