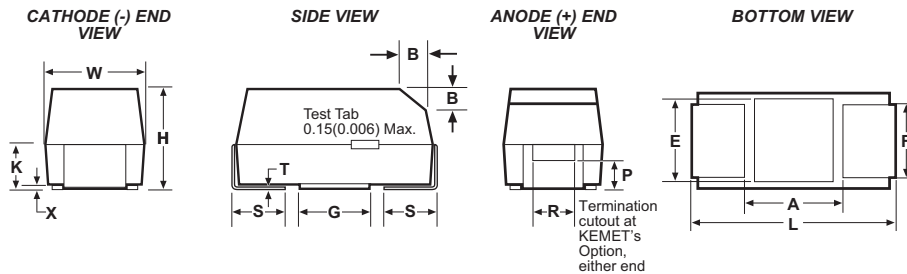


T496 Series - Fail-Safe Fused Tantalum Surface Mount Capacitor DSCC Dwg. 04053 Approved

Features	
Built-in fuse protects against damaging short circuit failure mode	Fuse Actuation, 25°C: within 1 second at fault currents of 4 amps and higher
Precision-molded, laser-marked cases	Continuous current capability: 0.75 amps
Symmetrical, compliant terminations	Post-actuation resistance, 25°C: 10 megohms minimum
Case geometry and footprints equivalent to Industrial Grade T491 Series. (Case sizes B, C, D andn X only)	Test tabs on the sides of the case bypass the capacitor element allow direct testing of the fuse assembly
Patented fuse assembly	Operating Temperature: -55°C to +125°C
100% Surge Current test on C, D, X sizes	Available tested per DSCC Dwg. 04053

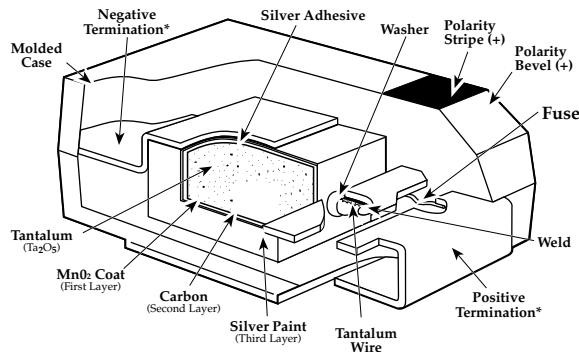
Outline Drawing



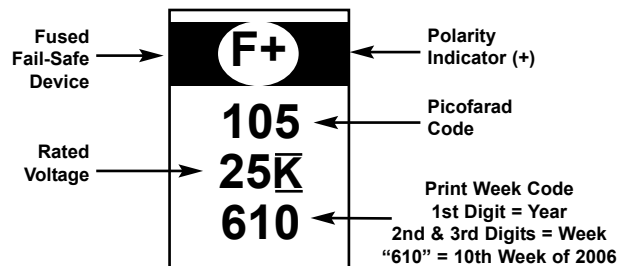
Dimensions – Millimeters

KEMET Size Code	EIA Size Code	L Length	W Width	H Height	K ±0.20 ±(.008)	F ±0.10 ±(.004)	S ±0.30 ±(.012)	B(Ref) ±0.15 ±(.006)	X (Ref)	P (Ref)	R (Ref)	T (Ref)	A (Min)	G (Ref)	E (Ref)
B	3528-21	3.5 ± 0.20 (.138 ± .008)	2.8 ± 0.20 (.110 ± .008)	1.9 ± 0.20 (.075 ± .008)	1.1 (.043)	2.2 (.087)	0.8 (.031)	0.4 (.016)	0.10 ± 0.10 (.004 ± .004)	0.5 (.020)	1.0 (.039)	0.13 (.005)	2.1 (.083)	1.8 (.071)	2.2 (.087)
C	6032-28	6.0 ± 0.30 (.236 ± .012)	3.2 ± 0.30 (.126 ± .012)	2.5 ± 0.30 (.098 ± .012)	1.4 (.055)	2.2 (.087)	1.3 (.051)	0.5 (.020)	0.10 ± 0.10 (.004 ± .004)	0.9 (.035)	1.0 (.039)	0.13 (.005)	3.1 (.122)	2.8 (.110)	2.4 (.094)
D	7343-31	7.3 ± 0.30 (.287 ± .012)	4.3 ± 0.30 (.169 ± .012)	2.8 ± 0.30 (.110 ± .012)	1.5 (.059)	2.4 (.094)	1.3 (.051)	0.5 (.020)	0.10 ± 0.10 (.004 ± .004)	0.9 (.035)	1.0 (.039)	0.13 (.005)	3.8 (.150)	3.5 (.138)	3.5 (.138)
X	7343-43	7.3 ± 0.30 (.287 ± .012)	4.3 ± 0.30 (.169 ± .012)	4.0 ± 0.30 (.157 ± .012)	2.3 (.091)	2.4 (.094)	1.3 (.051)	0.5 (.020)	0.10 ± 0.10 (.004 ± .004)	1.7 (.067)	1.0 (.039)	0.13 (.005)	3.8 (.150)	3.5 (.138)	3.5 (.138)

Construction



Component Marking



Ratings & Part Number Reference

Capacitance μ F	Case Size	KEMET Part Number	DSCC Dwg. No. 04053 Part Number	DCL μ A @ 25°C Max.	DF % @ +25°C 120 Hz. Max.	ESR Ω @ +25°C 100 kHz Max.
4 Volt Rating at +85°C (2.7 Volt Rating at +125°C)						
68.0	*C	T496C686M004AH4095	04053-001	2.7	6.0	1.6
100.0	*C	T496C107M004AH4095	04053-002	4.0	8.0	1.2
150.0	D	T496D157M004AH4095	04053-003	6.0	8.0	0.8
220.0	*D	T496D227M004AH4095	04053-004	8.8	8.0	0.7
#330.0	*D	T496D337M004AH4095	04053-005	13.2	8.0	0.7
330.0	*X	T496X337M004AH4095	04053-006	13.2	8.0	0.7
#470.0	*X	T496X477M004AH4095	04053-007	18.8	8.0	0.5
**6 Volt Rating at +85°C (4 Volt Rating at +125°C)						
4.7	B	T496B475M006AH4095	04053-008	0.5	6.0	3.5
6.8	B	T496B685M006AH4095	04053-009	0.5	6.0	3.5
10.0	B	T496B106M006AH4095	04053-010	0.6	6.0	3.5
15.0	C	T496C156M006AH4095	04053-011	0.9	6.0	2.0
22.0	B	T496B226M006AH4095	04053-012	1.3	6.0	3.5
22.0	C	T496C226M006AH4095	04053-013	1.4	6.0	2.0
33.0	C	T496C336M006AH4095	04053-014	2.0	6.0	2.0
47.0	D	T496D476M006AH4095	04053-015	2.9	6.0	1.0
47.0	*C	T496C476M006AH4095	04053-016	2.9	6.0	1.6
68.0	D	T496D686M006AH4095	04053-017	4.1	6.0	1.0
#68.0	*C	T496C686M006AH4095	04053-018	4.1	6.0	1.2
100.0	X	T496X107M006AH4095	04053-019	6.0	8.0	0.9
100.0	D	T496D107M006AH4095	04053-020	6.0	8.0	0.8
150.0	*D	T496D157M006AH4095	04053-021	9.0	8.0	0.7
#220.0	*D	T496D227M006AH4095	04053-022	13.2	8.0	0.7
220.0	*X	T496X227M006AH4095	04053-023	13.2	8.0	0.7
#330.0	*X	T496X337M006AH4095	04053-024	19.8	8.0	0.5
10 Volt Rating at +85°C (7 Volt Rating at + 125°C)						
3.3	B	T496B335M010AH4095	04053-025	0.5	6.0	3.5
4.7	B	T496B475M010AH4095	04053-026	0.5	6.0	3.5
6.8	B	T496B685M010AH4095	04053-027	0.7	6.0	3.5
10.0	C	T496C106M010AH4095	04053-028	1.0	6.0	2.0
15.0	B	T496B156M010AH4095	04053-029	1.5	6.0	3.5
15.0	C	T496C156M010AH4095	04053-030	1.5	6.0	2.0
22.0	C	T496C226M010AH4095	04053-031	2.2	6.0	2.0
33.0	D	T496D336M010AH4095	04053-032	3.3	6.0	1.0
33.0	*C	T496C336M010AH4095	04053-033	3.3	6.0	1.6
47.0	D	T496D476M010AH4095	04053-034	4.7	6.0	1.0
#47.0	*C	T496C476M010AH4095	04053-035	4.7	6.0	1.2
68.0	X	T496X686M010AH4095	04053-036	6.8	6.0	0.9
68.0	D	T496D686M010AH4095	04053-037	6.8	6.0	0.8
100.0	D	T496D107M010AH4095	04053-038	10.0	8.0	0.7
150.0	*X	T496X157M010AH4095	04053-039	15.0	8.0	0.7
#150.0	*D	T496D157M010AH4095	04053-040	15.0	8.0	0.7
#220.0	*X	T496X227M010AH4095	04053-041	22.0	8.0	0.5
16 Volt Rating at +85°C (10 Volt Rating at +125°C)						
2.2	B	T496B225M016AH4095	04053-042	0.5	6.0	3.5
3.3	B	T496B335M016AH4095	04053-043	0.5	6.0	3.5
4.7	B	T496B475M016AH4095	04053-044	0.8	6.0	3.5
6.8	C	T496C685M016AH4095	04053-045	1.1	6.0	2.0
10.0	B	T496B106M016AH4095	04053-046	1.6	6.0	3.5
10.0	C	T496C106M016AH4095	04053-047	1.6	6.0	2.0
15.0	C	T496C156M016AH4095	04053-048	2.4	6.0	2.0
22.0	D	T496D226M016AH4095	04053-049	3.6	6.0	1.0
22.0	*C	T496C226M016AH4095	04053-050	3.6	6.0	1.6
33.0	D	T496D336M016AH4095	04053-051	5.3	6.0	1.0
47.0	X	T496X476M016AH4095	04053-052	7.5	6.0	0.9
47.0	D	T496D476M016AH4095	04053-053	7.5	6.0	0.8
100.0	*X	T496X107M016AH4095	04053-054	16.0	8.0	0.7

Ratings & Part Number Reference

Capacitance μ F	Case Size	KEMET Part Number	DSCC Dwg. No. 04053 Part Number	DCL μ A @ 25°C Max.	DF % @ +25°C 120 Hz. Max.	ESR Ω @ +25°C 100 kHz Max.
20 Volt Rating at +85°C (13 Volt Rating at +125°C)						
1.5	B	T496B155M020AH4095	04053-055	0.5	6.0	5.0
2.2	B	T496B225M020AH4095	04053-056	0.5	6.0	3.5
3.3	B	T496B335M020AH4095	04053-057	0.7	6.0	3.5
4.7	C	T496C475M020AH4095	04053-058	1.0	6.0	2.0
6.8	C	T496C685M020AH4095	04053-059	1.4	6.0	2.0
10.0	C	T496C106M020AH4095	04053-060	2.0	6.0	2.0
15.0	D	T496D156M020AH4095	04053-061	3.0	6.0	1.0
22.0	D	T496D226M020AH4095	04053-062	4.4	6.0	1.0
33.0	X	T496X336M020AH4095	04053-063	6.6	6.0	0.9
47.0	X	T496X476M020AH4095	04053-064	9.4	6.0	0.3
25 Volt Rating at +85°C (17 Volt Rating at +125°C)						
0.68	B	T496B684M025AH4095	04053-065	0.5	4.0	6.5
1.0	B	T496B105M025AH4095	04053-066	0.5	4.0	5.0
1.5	B	T496B155M025AH4095	04053-067	0.5	6.0	5.0
2.2	C	T496C225M025AH4095	04053-068	0.6	6.0	3.5
3.3	C	T496C335M025AH4095	04053-069	0.9	6.0	2.5
4.7	C	T496C475M025AH4095	04053-070	1.2	6.0	2.5
6.8	C	T496C685M025AH4095	04053-071	1.7	6.0	2.0
10.0	C	T496C106M025AH4095	04053-072	2.5	6.0	0.6
10.0	D	T496D106M025AH4095	04053-073	2.5	6.0	1.2
15.0	D	T496D156M025AH4095	04053-074	3.8	6.0	1.0
22.0	X	T496X226M025AH4095	04053-075	5.5	6.0	0.9
22.0	D	T496D226M025AH4095	04053-076	5.5	6.0	0.8
35 Volt Rating at +85°C (23 Volt Rating at +125°C)						
0.47	B	T496B474M035AH4095	04053-077	0.5	4.0	8.0
0.68	B	T496B684M035AH4095	04053-078	0.5	4.0	6.5
1.0	B	T496B105M035AH4095	04053-079	0.5	4.0	5.0
1.5	C	T496C155M035AH4095	04053-080	0.5	6.0	4.5
2.2	C	T496C225M035AH4095	04053-081	0.8	6.0	3.5
3.3	C	T496C335M035AH4095	04053-082	1.2	6.0	2.5
4.7	D	T496D475M035AH4095	04053-083	1.7	6.0	1.5
6.8	D	T496D685M035AH4095	04053-084	2.4	6.0	1.3
10.0	X	T496X106M035AH4095	04053-085	3.5	6.0	1.0
15.0	*X	T496X156M035AH4095	04053-086	5.3	6.0	0.9
22.0	*X	T496X226M035AH4095	04053-087	7.7	6.0	0.3
50 Volt Rating at +85°C (33 Volt Rating at +125°C)						
0.15	B	T496B154M050AH4095	04053-088	0.5	4.0	16.0
0.22	B	T496B224M050AH4095	04053-089	0.5	4.0	14.0
0.33	B	T496B334M050AH4095	04053-090	0.5	4.0	10.0
0.47	C	T496C474M050AH4095	04053-091	0.5	4.0	8.0
0.68	C	T496C684M050AH4095	04053-092	0.5	4.0	7.0
1.0	C	T496C105M050AH4095	04053-093	0.5	4.0	5.5
1.5	C	T496C155M050AH4095	04053-094	0.8	6.0	5.0
2.2	D	T496D225M050AH4095	04053-095	1.1	6.0	2.5
3.3	D	T496D335M050AH4095	04053-096	1.7	6.0	2.0

Ordering Information

